parker.com/gsfe



# PRODUCT CATALOGUE INDUSTRIAL MEMBRANE MODULES

GSFE Division

Parker

# HOLLOW FIBRE MEMBRANE TECHNOLOGY

**Membrane technology uses bundles of hollow fibres contained within a tube. The fibre walls selectively separate feed-air into a nitrogen (retentate) and an oxygen enriched air stream (permeate).**

At its production facility at Etten-Leur in the Netherlands, Parker manufactures hollow gas separation fibre membranes from polyphenylene oxide (PPO). The fibre membrane consists of a permeable sponge like structure with an ultra thin cover layer. To do so, Parker uses the latest know-how and cutting-edge production processes from the field of nanotechnology.

Parker hollow fibres are small, strawlike plastics. In a module, which is a metal or plastic tube, thousands of these fibres are glued in. Only the ends of a bundle of fibres are glued, whilst in the middle the fibres hang free. As the space between the fibre ends is glued, when compressed air is introduced to the module heads, the air has to go inside the fibres. The plastic fibres behave in such a way that their walls "prefer" the oxygen and water molecules more than the nitrogen molecules. The fibres allow the oxygen and water molecules to pass through the wall (diffusion) easier than the nitrogen molecules. All the water and oxygen molecules are discharged from the module (permeate), the nitrogen molecules however remain inside the fibre and exit at the other glued end of the fibre (retentate).

The pressure and temperature at which the compressed air enters the fibre and the time the air has to remain inside the fibre, determines the nitrogen purity (or rather the inert gas purity) at the nitrogen outlet.

## Hollow fibre membranes

Parker membranes are extremely reliable and effective for producing nitrogen and oxygen enriched air, simply because they are the strongest and most permeable membranes in the world. This means that more product can be separated per fibre, resulting in lower cost of ownership, longer membrane life, and very cost-effective systems with short payback times.

## Standard membrane modules

Parker has developed a complete range of standard module sets for producing nitrogen or oxygen enriched air from ambient air. These module sets can be integrated into end products manufactured by OEM (Original Equipment Manufacturer) customers. Requirements can always be met, thanks to the large range of sizes and membrane performances available.

## Membrane Gas Separation

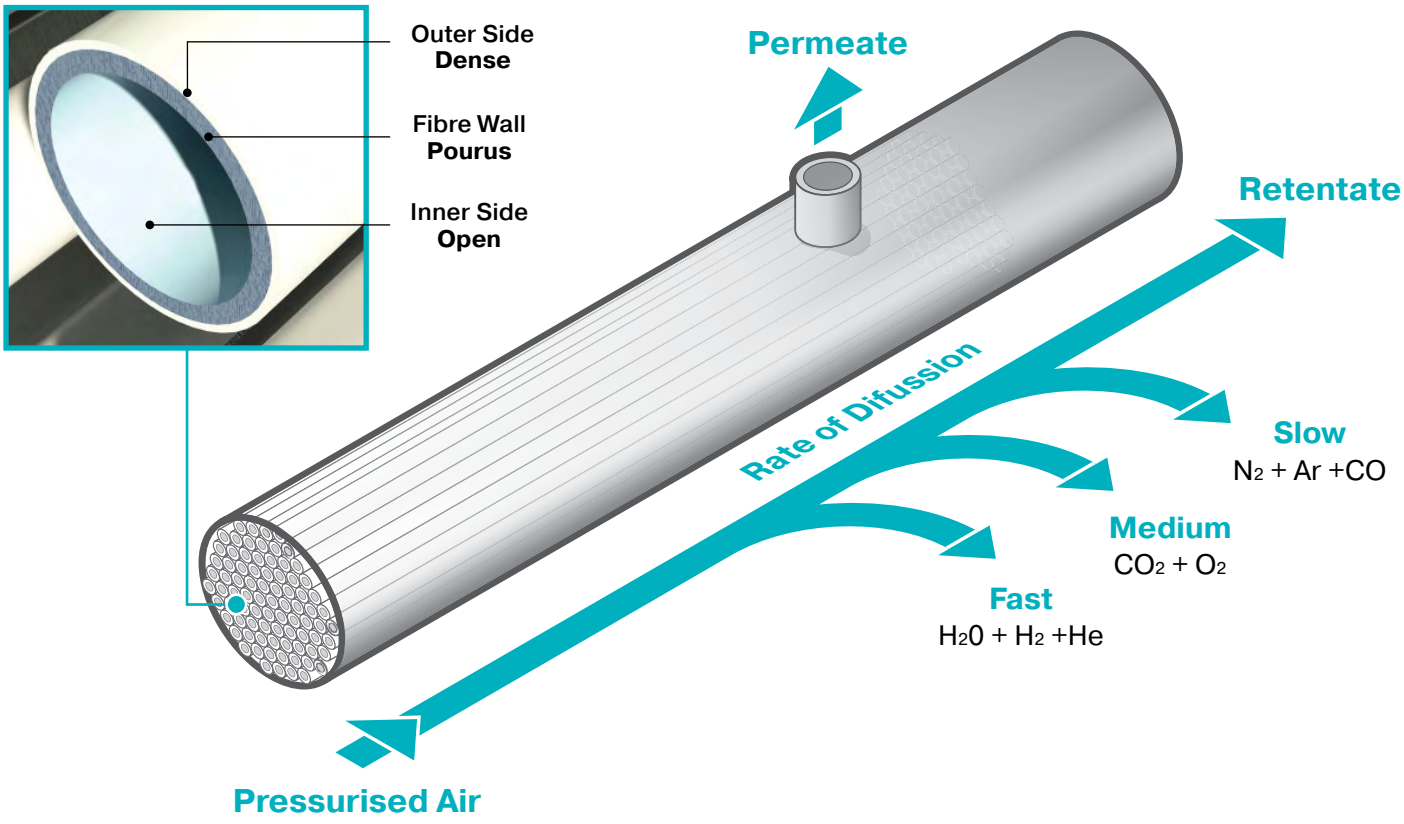

# PARKER MODULES THE HEART OF OEM NITROGEN GENERATORS

**OEM (Original Equipment Manufacturer) customers use Parker membrane modules to manufacture tailor-made and turnkey nitrogen and oxygen systems. These systems are installed at end-users Therefore, Parker membrane modules need to provide the best solution for both the OEM customer, and the end-user.**

Parker have identified the most important needs for both OEM customers and end-users, this shows why Parker membrane modules are the best solution for tailor-made nitrogen and oxygen generators.



## Parker's value to OEM customers

Parker understands that the number one priority for an OEM customer is to purchase membranes at the best price and performance, and to meet a specified compressor capacity.

Due to a high product gas flow per module, and their relatively small dimensions, Parker membrane modules allow OEM customers to reduce module investment, whilst meeting both nitrogen gas and feed-air specifications. This simultaneously reduces the number of modules and interconnections within the system, not only resulting in a smaller investment cost, but also allowing for a smaller system footprint.

## Parker's value to end-users

Not only is great importance attached by an end-user to the reliability of a complete system, including its air compressors and associated equipment within the membrane generator. The maintenance, and availability of the system's user serviceable parts is equally important.

Additionally, Parker nitrogen membrane modules allow compressors to operate at their optimum working pressure of between 7 and 8 barg, which increases the reliability of the complete system.

## Operating Pressure and Temperature

Air compressor choice is influenced by the membranes selected. Whilst other manufacturer's membranes prefer a higher inlet pressure of 10 to 13 barg, Parker membranes operate between 7 to 8 barg.

**A lower operating pressure provides the following benefits:**

### Increased Membrane Life

- When oil-in-oil lubricated compressors are operated at a higher pressure, the operating temperature also becomes higher. Membrane lifetime reduces by 50% for every 10°C (50°F) temperature increase.

### Lower Investment Costs

- Low pressure compressors are cost less than higher pressure variants, and provide increased lifetime.

### Less Noise and Heat

- The more air is compressed, the greater the noise and higher the outlet compressed air temperature).

### Reduced Condensate

- Less condensate is formed during compression, resulting in less wear and tear of drain traps.

### Energy Savings

- With every bar pressure increase, a compressor consumes significantly more energy. A general rule of thumb is 7% more per bar increase.

  When a process requires low nitrogen pressure (for instance 0.1 - 0.2 barg for blanketing), it is more economical to generate nitrogen at the lowest possible pressure.

### Lower Overall System Costs

- Design pressure of the whole system can be lower which results in thinner materials which ultimately results in less welding hours. This will reduce the systems costs significantly!

# INSTALLATION RECOMMENTATIONS

**Parker has an extensive product range including refrigeration dryers, coalescing filters, dry particulate filters, desiccant dryers, activated carbon adsorption filters, condensate drains, instrument manifolds, small valves (including actuators), filter regulators, fittings and tubing. Parker Sales Companies can offer all components and equipment in one package deal.**

To ensure long life for Parker membrane modules, the feed-air needs to comply with the following operating specification:

## ISO8573-1:2010 Class 2.4.1

| | |
|---|---|
| **Particles:** | Filtered to 0.01 µm cut off ISO8573-1:2010 Solid Particulate Class 2 |
| **Residual oil content:** | <0.01 mg/m$^3$ ISO8573-1:2010 Oil Class 1 |
| **Relative humidity:** | <100% (non-condensing) |
| **Quality:** | Clean air treated by an activated carbon bed to remove solvents, hydrocarbons, ozone etc. |

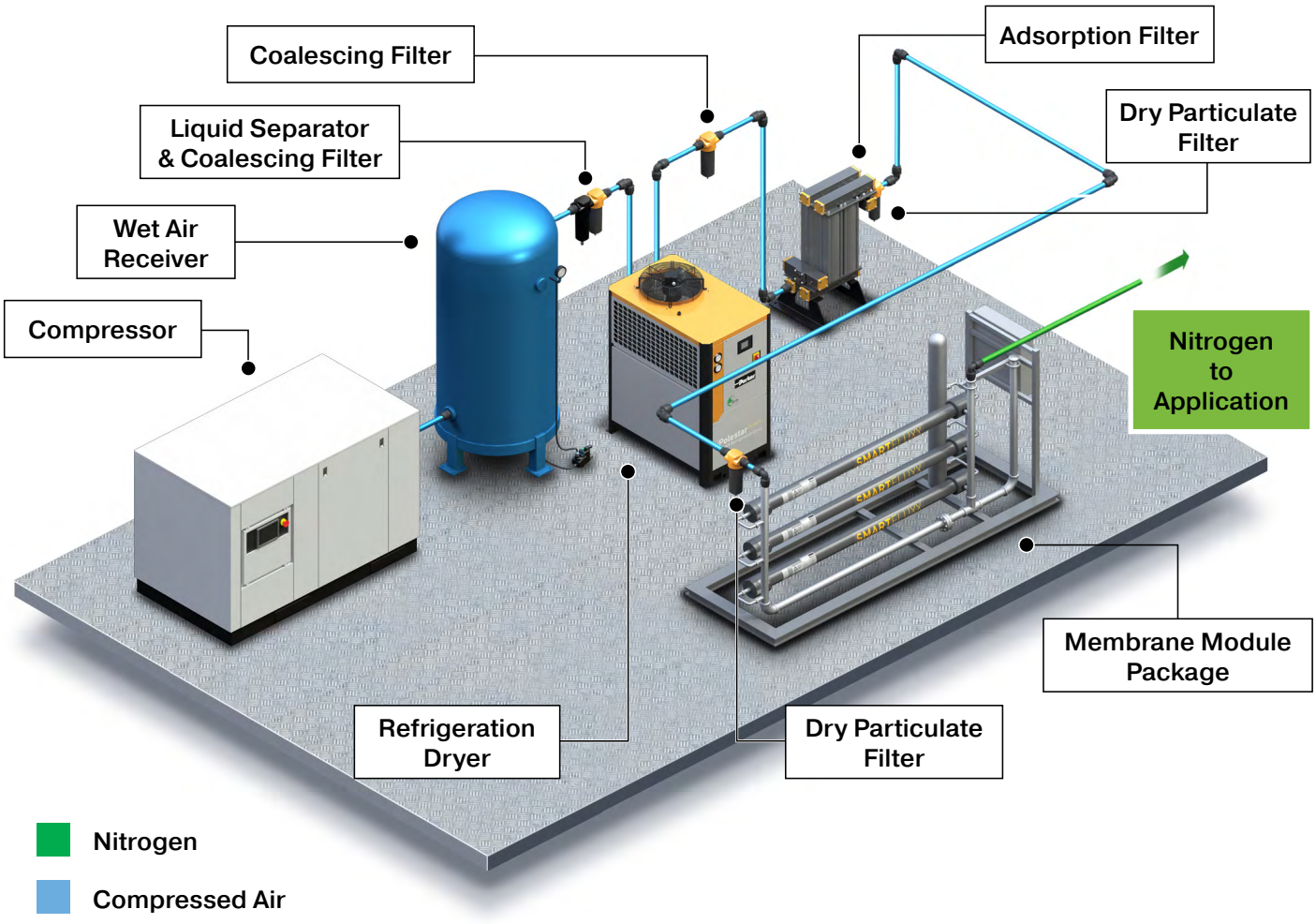


## Compressor

Parker advises to use a variable speed screw compressor to get the highest efficiency and best working conditions for the compressor. At pressures of 7 to 8 bar(g), standard industrial screw compressors have their highest efficiency which is also the most optimal pressure with the lowest energy use for the Parker membranes modules.

## Air Receiver

In case a variable speed screw compressor is used, it is not necessary to use an air receiver. When a non-variable speed compressor is used with an air receiver, the receiver must be of such a size that the compressor will not switch on and off at a high frequency as this will cause increased oil carryover.

# COMPRESSED AIR TREATMENT

## Liquid Separator

A liquid separator is recommended when it is unsure whether liquid water can be carried over. The downstream coalescing filters are not designed to remove bulk water and oil.



OIL-X WS
Liquid Separators

## Filtration

To filter the feed-air to the specified quality the following filters are needed:

- A coarse coalescing filter for 1 micron particles. This filter is normally located before the refrigerant dryer or the fine coalescing filter.



OIL-X
Coalescing Filter

- A fine coalescing filter for 0.01 micron particles. This filter is normally located after the refrigeration dryer or the coarse coalescing filter.
- An oil vapour removal system filled with carbon granulates. Filters with an activated carbon element are not sufficient for the protection of nitrogen membrane modules.
- Because a carbon bed can cause dust, a dry particulate filter is needed. Dependent of the dust carry-over of the bed, one fine filter, or coarse and fine filter are needed, whichever is appropriate to meet the requirements.

**All filters should be sized correctly for the application.**



OIL-X OVR
Adsorption Filters

Maintenance and filter element change must be carried out following the applicable instructions, and in line with the application requirements.

## Refrigeration Dryer

A refrigeration dryer is sufficient to lower the dew point to an acceptable level. When a nitrogen enriched-air system is located in an environment where the temperature cannot drop below 8°C a refrigeration dryer that creates a dew point of 3°C is sufficient. Should the feed-air temperature drop below 8°C, another drying method is required. The refrigeration dryer should be sized correctly and should be equipped with sufficient condensate removal.



Polestar and Starlette
Refrigeration Dryers

## Feed-Air Inlet Pressure

Systems using Parker membrane modules operate at air inlet pressures ranging from 4 bar g to 13 bar g. The higher the air inlet pressure, the more nitrogen and oxygen enriched gas that can be produced from a given fibre.

Compressed air usage is also one of the main cost factors. To compare the different membranes, it is important to know the optimum working pressure. For every 1 bar pressure needed during nitrogen production, operating costs will increase by 7%, due to compressor energy usage (The $CO_2$ footprint will increase as well).

## Feed-Air Usage

The air factor, or air to nitrogen ratio, is used to calculate how much feed-air is needed to produce the desired nitrogen flow, at a certain purity. Different purities result in different air factors and these will influence the size of the compressor to produce the desired nitrogen flow.

**Example: A user requires 100 m³/hr of nitrogen. If the air factor is 2.5 this means a compressor has to provide: 100 x 2.5 = 250m³/hr of feed-air to produce the requested nitrogen flow.**

## Nitrogen and Oxygen Purity

Parker nitrogen membrane modules can provide nitrogen gas with a purity ranging from 95% to 99.9%*.

Parker oxygen membrane modules can supply an oxygen content ranging from 28% up to 40%.

*Depending on selected membrane module

PRODUCTS

# NITROGEN MEMBRANE MODULES


| Membrane Module | Product Page |
|---|---|
| ST304 | 8 |
| DT304 | 9 |
| TT304 | 10 |
| ST504 | 11 |
| ST604 | 12 |
| DT604 | 13 |
| TT604 | 14 |
| SA604 | 15 |
| ST606 | 16 |
| TT606 | 17 |
| ST608 | 18 |
| SA708 | 19 |
| ST1506 | 20 |
| DT1506 | 21 |
| ST1508 | 22 |
| ST1508 Stainless Steel | 23 |
| DT1508 (5-8 bar) | 24 |
| DT1508 Stainless Steel (5-8 bar) | 25 |
| DT1508 (9-13 bar) | 26 |
| DT1508 Stainless Steel (9-13 bar) | 27 |
| SA1508 | 28 |
| SA1508 Stainless Steel | 29 |
| ST6010 | 30 |
| SA15015 | 31 |
| NFM-100-C | 32 |
| NFM-100-S | 33 |
| ST15020 | 34 |
| SA15020 | 35 |


# OXYGEN MEMBRANE MODULES


| Membrane Module | Product Page |
|---|---|
| OX304 | 37 |
| OX604 | 38 |
| OX606 | 39 |
| OX608 | 40 |
| OX6010 | 41 |

# NITROGEN MEMBRANE PART NUMBER CONFIGURATION

| Configurator | □□□□□□□ | - | □□□ | - | □□ | - | □ | - | 0 | 0 | A* |
|---|---|---|---|---|---|---|---|---|---|---|---|

| Model | Prefix |
|---|---|
| ST304 | ST304 |
| DT304 | DT304 |
| TT304 | TT304 |
| ST504 | ST504 |
| ST604 | ST604 |
| DT604 | DT604 |
| TT604 | TT604 |
| SA604 | SA604 |
| ST606 | ST606 |
| TT606 | TT606 |
| ST608 | ST608 |
| SA708 | SA708 |
| ST1506 | ST1506 |
| DT1506 | DT1506 |
| ST1508 | ST1508 |
| DT1508* | DT1508 |
| SA1508 | SA1508 |
| ST6010 | ST6010 |
| SA15015 | SA15015 |
| NFM-100 | NFM-100 |
| ST15020 | ST15020 |
| SA15020 | SA15020 |

| Purity [1] | Prefix |
|---|---|
| 95.0% | 950 |
| 96.0% | 960 |
| 97.0% | 970 |
| 98.0% | 980 |
| 99.0% | 990 |
| 99.5% | 995 |

| Pressure [2] | Prefix |
|---|---|
| 5.0 bar(g) | 05 |
| 6.0 bar(g) | 06 |
| 7.0 bar(g) | 07 |
| 8.0 bar(g) | 08 |
| 9.0 bar(g) | 09 |
| 10.0 bar(g) | 10 |
| 11.0 bar(g) | 11 |
| 12.0 bar(g) | 12 |
| 13.0 bar(g) | 13 |

| Housing [3] | Suffix |
|---|---|
| ST304 | A |
| DT304 | A |
| TT304 | A |
| ST504 | A |
| ST604 | A |
| DT604 | A |
| TT604 | A |
| SA604 | A |
| ST606 | A |
| TT606 | A |
| ST608 | A |
| SA708 | A |
| ST1506 | A |
| DT1506 | A |
| ST1508 | A |
| ST1508SS | S |
| DT1508* | A |
| DT1508SS | S |
| SA1508 | A |
| SA1508SS | S |
| ST6010 | A |
| SA15015 | A |
| NFM-100 | S |
| ST15020 | A |
| SA15020 | A |

[1] Check product information page for available purities.

[2] Check product information page for maximum operating pressure

[3] Check product information page for correct housing material.

*For DT1508 9-13 bar (130.5-189 psig) the last letter in the part number is **C** not A.

Part number configuration should be based on end user requirement to meet their application/process needs.

## Example:

| | Flow Rate | Purity | Pressure | Housing Material | Suffix |
|---|---|---|---|---|---|
| Requirement: | 100m³/hr | @ 95.0% | 7.0 bar(g) inlet | Aluminium | 00A |
| Selection: | 111.1m³/hr = SA15015 | 950 | 07 | A | |

| Part Number: | S | A | 1 | 5 | 0 | 1 | 5 | - | 9 | 5 | 0 | - | 0 | 7 | - | A | - | 0 | 0 | A |
|---|---|---|---|---|---|---|---|---|---|---|---|---|---|---|---|---|---|---|---|---|

# ST304

## Aluminium nitrogen membrane module

### Minimum Outlet Flow Rate

| Inlet Pressure | | Purity (Remaining Oxygen Content) | | | | | | | | | |
|---|---|---|---|---|---|---|---|---|---|---|---|
| | | 99.0% (1.0%) | | 98.0% (2.0%) | | 97.0% (3.0%) | | 96.0% (4.0%) | | 95.0% (5.0%) | |
| bar(g) | psi(g) | $m^3/hr$ | cfm | $m^3/hr$ | cfm | $m^3/hr$ | cfm | $m^3/hr$ | cfm | $m^3/hr$ | cfm |
| 5.0 | 72.5 | 0.2 | 0.1 | 0.3 | 0.2 | 0.5 | 0.3 | 0.6 | 0.4 | 0.8 | 0.5 |
| 6.0 | 87.0 | 0.3 | 0.1 | 0.5 | 0.3 | 0.6 | 0.4 | 0.8 | 0.5 | 1.0 | 0.6 |
| 7.0 | 101.5 | 0.3 | 0.2 | 0.5 | 0.3 | 0.7 | 0.4 | 0.9 | 0.5 | 1.1 | 0.7 |
| 8.0 | 116.0 | 0.3 | 0.2 | 0.6 | 0.4 | 0.8 | 0.5 | 1.1 | 0.6 | 1.3 | 0.8 |
| 9.0 | 130.5 | 0.4 | 0.2 | 0.7 | 0.4 | 1.0 | 0.6 | 1.2 | 0.7 | 1.5 | 0.9 |
| 10.0 | 145.0 | 0.4 | 0.2 | 0.8 | 0.4 | 1.0 | 0.6 | 1.3 | 0.8 | 1.6 | 1.0 |
| 11.0 | 159.5 | 0.4 | 0.3 | 0.8 | 0.5 | 1.2 | 0.7 | 1.5 | 0.9 | 1.8 | 1.1 |
| 12.0 | 174.0 | 0.5 | 0.3 | 0.9 | 0.5 | 1.3 | 0.7 | 1.6 | 1.0 | 2.0 | 1.2 |

$m^3$ reference to standard conditions, 20°C, 1013 mbar(a) and 0% relative water vapour pressure.
For performance figures at other purities and/or pressures, please contact Parker.

### Temperature Correction Factors

| °C | °F | 99.0% (1.0%) | 98.0% (2.0%) | 97.0% (3.0%) | 96.0% (4.0%) | 95.0% (5.0%) |
|---|---|---|---|---|---|---|
| ⩽10.0 | 50.0 | 0.90 | 0.90 | 0.90 | 0.90 | 0.90 |
| 20.0 | 68.0 | 1.00 | 1.00 | 1.00 | 1.00 | 1.00 |
| 30.0 | 86.0 | 1.00 | 1.00 | 1.00 | 1.00 | 1.00 |
| 40.0 | 104.0 | 0.80 | 1.00 | 1.00 | 1.10 | 1.10 |
| 50.0 | 122.0 | 0.80 | 1.00 | 1.10 | 1.10 | 1.20 |

### Product Image



### Operation Parameters

| | | |
|---|---|---|
| Minimum Inlet Air Quality | ISO 8573-1: 2010 Class 2.4.1 | |
| Minimum Operating Pressure | 4.0 bar(g) | 58.0 psi(g) |
| Maximum Operating Pressure | 12.0 bar(g) | 174.0 psi(g) |
| Minimum Operating Temperature | 5.0˚C | 41.0˚F |
| Maximum Operating Temperature | 45.0˚C | 113.0˚F |
| Maximum Pressure Drop | 0.3 bar(g) | 4.3 psi(g) |

### Material & Connections

| | |
|---|---|
| Material | Aluminium |
| Coating | None |
| Compressed Air Inlet | G⅜" |
| Exhaust | G⅜" |
| Nitrogen Outlet | G⅜" |

### Weight & Dimensions

| | | |
|---|---|---|
| Weight | 2.3 kg | 5.0 lbs |
| Height | 386 mm | 15.1" |
| Width | 80 mm | 3.1" |
| Depth | 63 mm | 2.4" |



# DT304

## Aluminium nitrogen membrane module

### Minimum Outlet Flow Rate

| Inlet Pressure | | Purity (Remaining Oxygen Content) | | | | | | | | | | | |
|---|---|---|---|---|---|---|---|---|---|---|---|---|---|
| | | 99.5% (0.5%) | | 99.0% (1.0%) | | 98.0% (2.0%) | | 97.0% (3.0%) | | 96.0% (4.0%) | | 95.0% (5.0%) | |
| bar(g) | psi(g) | $m^3/hr$ | cfm | $m^3/hr$ | cfm | $m^3/hr$ | cfm | $m^3/hr$ | cfm | $m^3/hr$ | cfm | $m^3/hr$ | cfm |
| 5.0 | 72.5 | 0.4 | 0.2 | 0.6 | 0.3 | 0.9 | 0.6 | 1.3 | 0.7 | 1.6 | 0.9 | 1.9 | 1.1 |
| 6.0 | 87.0 | 0.5 | 0.3 | 0.8 | 0.4 | 1.2 | 0.7 | 1.6 | 0.9 | 2.0 | 1.2 | 2.4 | 1.4 |
| 7.0 | 101.5 | 0.6 | 0.3 | 0.9 | 0.5 | 1.4 | 0.8 | 1.9 | 1.1 | 2.3 | 1.4 | 2.8 | 1.7 |
| 8.0 | 116.0 | 0.6 | 0.4 | 1.0 | 0.6 | 1.6 | 0.9 | 2.1 | 1.3 | 2.7 | 1.6 | 3.2 | 1.9 |
| 9.0 | 130.5 | 0.7 | 0.4 | 1.1 | 0.7 | 1.8 | 1.1 | 2.4 | 1.4 | 3.0 | 1.8 | 3.7 | 2.2 |
| 10.0 | 145.0 | 0.8 | 0.5 | 1.3 | 0.7 | 2.0 | 1.2 | 2.7 | 1.6 | 3.3 | 2.0 | 4.1 | 2.4 |
| 11.0 | 159.5 | 0.8 | 0.5 | 1.4 | 0.8 | 2.1 | 1.3 | 2.9 | 1.7 | 3.6 | 2.1 | 4.4 | 2.6 |
| 12.0 | 174.0 | 0.9 | 0.5 | 1.5 | 0.9 | 2.3 | 1.4 | 3.1 | 1.8 | 3.9 | 2.3 | 4.8 | 2.8 |

$m^3$ reference to standard conditions, 20°C, 1013 mbar(a) and 0% relative water vapour pressure.
For performance figures at other purities and/or pressures, please contact Parker.

### Temperature Correction Factors

| °C | °F | 99.5% (0.5%) | 99.0% (1.0%) | 98.0% (2.0%) | 97.0% (3.0%) | 96.0% (4.0%) | 95.0% (5.0%) |
|---|---|---|---|---|---|---|---|
| ⩽10.0 | 50.0 | 0.9 | 0.90 | 0.90 | 0.90 | 0.90 | 0.90 |
| 20.0 | 68.0 | 1.00 | 1.00 | 1.00 | 1.00 | 1.00 | 1.00 |
| 30.0 | 86.0 | 1.00 | 1.00 | 1.00 | 1.00 | 1.00 | 1.00 |
| 40.0 | 104.0 | 0.60 | 0.80 | 1.00 | 1.00 | 1.10 | 1.10 |
| 50.0 | 122.0 | 0.60 | 0.80 | 1.00 | 1.10 | 1.10 | 1.20 |

### Product Image



### Operation Parameters

| | | |
|---|---|---|
| Minimum Inlet Air Quality | ISO 8573-1: 2010 Class 2.4.1 | |
| Minimum Operating Pressure | 4.0 bar(g) | 58.0 psi(g) |
| Maximum Operating Pressure | 12.0 bar(g) | 174.0 psi(g) |
| Minimum Operating Temperature | 5.0˚C | 41.0˚F |
| Maximum Operating Temperature | 45.0˚C | 113.0˚F |
| Maximum Pressure Drop | 0.8 bar(g) | 11.6 psi(g) |

### Material & Connections

| | |
|---|---|
| Material | Aluminium |
| Coating | None |
| Compressed Air Inlet | G⅜" |
| Exhaust | G⅜" |
| Nitrogen Outlet | G⅜" |

### Weight & Dimensions

| | | |
|---|---|---|
| Weight | 4.0 kg | 8.8 lbs |
| Height | 386 mm | 15.1" |
| Width | 145 mm | 5.7" |
| Depth | 63 mm | 2.4" |

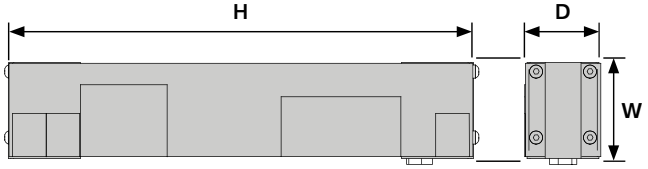

# TT304

## Aluminium nitrogen membrane module

### Minimum Outlet Flow Rate

| Inlet Pressure | | Purity (Remaining Oxygen Content) | | | | | | | | | | | |
|---|---|---|---|---|---|---|---|---|---|---|---|---|---|
| | | 99.5% (0.5%) | | 99.0% (1.0%) | | 98.0% (2.0%) | | 97.0% (3.0%) | | 96.0% (4.0%) | | 95.0% (5.0%) | |
| bar(g) | psi(g) | $m^3/hr$ | cfm | $m^3/hr$ | cfm | $m^3/hr$ | cfm | $m^3/hr$ | cfm | $m^3/hr$ | cfm | $m^3/hr$ | cfm |
| 5.0 | 72.5 | 0.6 | 0.4 | 0.9 | 0.5 | 1.4 | 0.8 | 1.9 | 1.1 | 2.2 | 1.3 | 2.9 | 1.7 |
| 6.0 | 87.0 | 0.8 | 0.5 | 1.2 | 0.7 | 1.8 | 1.0 | 2.4 | 1.4 | 2.9 | 1.7 | 3.6 | 2.1 |
| 7.0 | 101.5 | 0.9 | 0.5 | 1.4 | 0.8 | 2.1 | 1.2 | 2.8 | 1.6 | 3.4 | 2.0 | 4.1 | 2.4 |
| 8.0 | 116.0 | 1.0 | 0.6 | 1.6 | 0.9 | 2.4 | 1.4 | 3.1 | 1.8 | 3.9 | 2.3 | 4.7 | 2.8 |
| 9.0 | 130.5 | 1.2 | 0.7 | 1.7 | 1.0 | 2.7 | 1.6 | 3.5 | 2.1 | 4.5 | 2.6 | 5.4 | 3.2 |
| 10.0 | 145.0 | 1.3 | 0.8 | 2.0 | 1.2 | 3.0 | 1.7 | 3.9 | 2.3 | 4.9 | 2.9 | 5.9 | 3.5 |
| 11.0 | 159.5 | 1.4 | 0.8 | 2.1 | 1.2 | 3.2 | 1.9 | 4.3 | 2.5 | 5.3 | 3.1 | 6.5 | 3.8 |
| 12.0 | 174.0 | 1.4 | 0.8 | 2.2 | 1.3 | 3.4 | 2.0 | 4.6 | 2.7 | 5.8 | 3.4 | 7.1 | 4.1 |

$m^3$ reference to standard conditions, 20°C, 1013 mbar(a) and 0% relative water vapour pressure.
For performance figures at other purities and/or pressures, please contact Parker.

### Temperature Correction Factors

| °C | °F | 99.5% (0.5%) | 99.0% (1.0%) | 98.0% (2.0%) | 97.0% (3.0%) | 96.0% (4.0%) | 95.0% (5.0%) |
|---|---|---|---|---|---|---|---|
| ⩽10.0 | 50.0 | 0.9 | 0.90 | 0.90 | 0.90 | 0.90 | 0.90 |
| 20.0 | 68.0 | 1.00 | 1.00 | 1.00 | 1.00 | 1.00 | 1.00 |
| 30.0 | 86.0 | 1.00 | 1.00 | 1.00 | 1.00 | 1.00 | 1.00 |
| 40.0 | 104.0 | 0.60 | 0.80 | 1.00 | 1.00 | 1.10 | 1.10 |
| 50.0 | 122.0 | 0.60 | 0.80 | 1.00 | 1.10 | 1.10 | 1.20 |

### Product Image



### Operation Parameters

| | | |
|---|---|---|
| Minimum Inlet Air Quality | ISO 8573-1: 2010 Class 2.4.1 | |
| Minimum Operating Pressure | 4.0 bar(g) | 58.0 psi(g) |
| Maximum Operating Pressure | 12.0 bar(g) | 174.0 psi(g) |
| Minimum Operating Temperature | 5.0˚C | 41.0˚F |
| Maximum Operating Temperature | 45.0˚C | 113.0˚F |
| Maximum Pressure Drop | 0.8 bar(g) | 11.6 psi(g) |

### Material & Connections

| | |
|---|---|
| Material | Aluminium |
| Coating | None |
| Compressed Air Inlet | G⅜" |
| Exhaust | G⅜" |
| Nitrogen Outlet | G⅜" |

### Weight & Dimensions

| | | |
|---|---|---|
| Weight | 5.7 kg | 12.5 lbs |
| Height | 386 mm | 15.1" |
| Width | 200 mm | 7.8" |
| Depth | 63 mm | 2.4" |

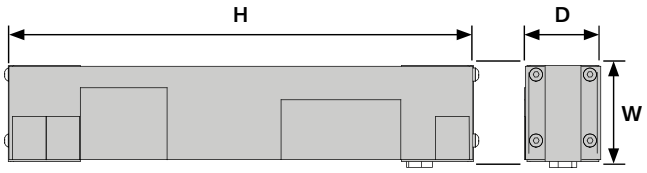

# ST504

## Aluminium nitrogen membrane module

### Minimum Outlet Flow Rate

| Inlet Pressure | | Purity (Remaining Oxygen Content) | | | | | | | | | |
|---|---|---|---|---|---|---|---|---|---|---|---|
| | | 99.0% (1.0%) | | 98.0% (2.0%) | | 97.0% (3.0%) | | 96.0% (4.0%) | | 95.0% (5.0%) | |
| bar(g) | psi(g) | $m^3/hr$ | cfm | $m^3/hr$ | cfm | $m^3/hr$ | cfm | $m^3/hr$ | cfm | $m^3/hr$ | cfm |
| 5.0 | 72.5 | 0.3 | 0.2 | 0.5 | 0.3 | 0.7 | 0.4 | 0.8 | 0.5 | 1.0 | 0.6 |
| 6.0 | 87.0 | 0.4 | 0.2 | 0.6 | 0.4 | 0.8 | 0.5 | 1.1 | 0.6 | 1.3 | 0.8 |
| 7.0 | 101.5 | 0.4 | 0.2 | 0.7 | 0.4 | 1.0 | 0.6 | 1.3 | 0.8 | 1.6 | 0.9 |
| 8.0 | 116.0 | 0.5 | 0.3 | 0.8 | 0.5 | 1.2 | 0.7 | 1.5 | 0.9 | 1.9 | 1.1 |
| 9.0 | 130.5 | 0.6 | 0.3 | 1.0 | 0.6 | 1.4 | 0.8 | 1.8 | 1.0 | 2.1 | 1.3 |
| 10.0 | 145.0 | 0.6 | 0.4 | 1.1 | 0.6 | 1.5 | 0.9 | 2.0 | 1.2 | 2.4 | 1.4 |
| 11.0 | 159.5 | 0.7 | 0.4 | 1.2 | 0.7 | 1.7 | 1.0 | 2.2 | 1.3 | 2.7 | 1.6 |
| 12.0 | 174.0 | 0.8 | 0.4 | 1.3 | 0.8 | 1.9 | 1.1 | 2.4 | 1.4 | 2.9 | 1.7 |
| 13.0 | 188.5 | 0.8 | 0.5 | 1.4 | 0.8 | 2.0 | 1.2 | 2.6 | 1.5 | 3.2 | 1.9 |

$m^3$ reference to standard conditions, 20°C, 1013 mbar(a) and 0% relative water vapour pressure.
For performance figures at other purities and/or pressures, please contact Parker.

### Temperature Correction Factors

| °C | °F | 99.0% (1.0%) | 98.0% (2.0%) | 97.0% (3.0%) | 96.0% (4.0%) | 95.0% (5.0%) |
|---|---|---|---|---|---|---|
| ⩽10.0 | 50.0 | 0.90 | 0.90 | 0.90 | 0.90 | 0.90 |
| 20.0 | 68.0 | 1.00 | 1.00 | 1.00 | 1.00 | 1.00 |
| 30.0 | 86.0 | 1.00 | 1.00 | 1.00 | 1.00 | 1.00 |
| 40.0 | 104.0 | 0.80 | 1.00 | 1.00 | 1.10 | 1.10 |
| 50.0 | 122.0 | 0.80 | 1.00 | 1.10 | 1.10 | 1.20 |

### Product Image



### Operation Parameters

| | | |
|---|---|---|
| Minimum Inlet Air Quality | ISO 8573-1: 2010 Class 2.4.1 | |
| Minimum Operating Pressure | 4.0 bar(g) | 58.0 psi(g) |
| Maximum Operating Pressure | 13.0 bar(g) | 188.5 psi(g) |
| Minimum Operating Temperature | 5.0˚C | 41.0˚F |
| Maximum Operating Temperature | 45.0˚C | 113.0˚F |
| Maximum Pressure Drop | 0.3 bar(g) | 4.3 psi(g) |

### Material & Connections

| | |
|---|---|
| Material | Aluminium |
| Coating | None |
| Compressed Air Inlet | G⅜" |
| Exhaust | G⅜" |
| Nitrogen Outlet | G⅜" |

### Weight & Dimensions

| | | |
|---|---|---|
| Weight | 2.6 kg | 5.7 lbs |
| Height | 520 mm | 20.5" |
| Width | 80 mm | 3.1" |
| Depth | 63 mm | 2.4" |

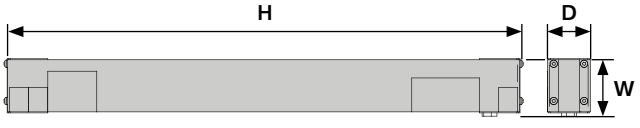

# ST604

## Aluminium nitrogen membrane module

### Minimum Outlet Flow Rate

| Inlet Pressure | | Purity (Remaining Oxygen Content) | | | | | | | | | |
|---|---|---|---|---|---|---|---|---|---|---|---|
| | | 99.0% (1.0%) | | 98.0% (2.0%) | | 97.0% (3.0%) | | 96.0% (4.0%) | | 95.0% (5.0%) | |
| bar(g) | psi(g) | $m^3/hr$ | cfm | $m^3/hr$ | cfm | $m^3/hr$ | cfm | $m^3/hr$ | cfm | $m^3/hr$ | cfm |
| 5.0 | 72.5 | 0.5 | 0.3 | 0.8 | 0.5 | 1.1 | 0.6 | 1.4 | 0.8 | 1.7 | 1.0 |
| 6.0 | 87.0 | 0.6 | 0.4 | 1.1 | 0.6 | 1.4 | 0.8 | 1.8 | 1.1 | 2.2 | 1.3 |
| 7.0 | 101.5 | 0.7 | 0.4 | 1.2 | 0.7 | 1.7 | 1.0 | 2.1 | 1.2 | 2.6 | 1.5 |
| 8.0 | 116.0 | 0.8 | 0.5 | 1.4 | 0.8 | 1.9 | 1.1 | 2.4 | 1.4 | 2.9 | 1.7 |
| 9.0 | 130.5 | 0.9 | 0.5 | 1.6 | 0.9 | 2.2 | 1.3 | 2.8 | 1.6 | 3.4 | 2.0 |
| 10.0 | 145.0 | 1.0 | 0.6 | 1.7 | 1.0 | 2.4 | 1.4 | 3.0 | 1.8 | 3.7 | 2.1 |
| 11.0 | 159.5 | 1.1 | 0.7 | 1.9 | 1.1 | 2.6 | 1.5 | 3.3 | 2.0 | 4.1 | 2.4 |
| 12.0 | 174.0 | 1.2 | 0.7 | 2.1 | 1.2 | 2.9 | 1.7 | 3.7 | 2.2 | 4.5 | 2.6 |

$m^3$ reference to standard conditions, 20°C, 1013 mbar(a) and 0% relative water vapour pressure.
For performance figures at other purities and/or pressures, please contact Parker.

### Temperature Correction Factors

| °C | °F | 99.0% (1.0%) | 98.0% (2.0%) | 97.0% (3.0%) | 96.0% (4.0%) | 95.0% (5.0%) |
|---|---|---|---|---|---|---|
| ⩽10.0 | 50.0 | 0.90 | 0.90 | 0.90 | 0.90 | 0.90 |
| 20.0 | 68.0 | 1.00 | 1.00 | 1.00 | 1.00 | 1.00 |
| 30.0 | 86.0 | 1.00 | 1.00 | 1.00 | 1.00 | 1.00 |
| 40.0 | 104.0 | 0.80 | 1.00 | 1.00 | 1.10 | 1.10 |
| 50.0 | 122.0 | 0.80 | 1.00 | 1.10 | 1.10 | 1.20 |

### Product Image



### Operation Parameters

| | | |
|---|---|---|
| Minimum Inlet Air Quality | ISO 8573-1: 2010 Class 2.4.1 | |
| Minimum Operating Pressure | 4.0 bar(g) | 58.0 psi(g) |
| Maximum Operating Pressure | 12.0 bar(g) | 174.0 psi(g) |
| Minimum Operating Temperature | 5.0˚C | 41.0˚F |
| Maximum Operating Temperature | 45.0˚C | 113.0˚F |
| Maximum Pressure Drop | 0.3 bar(g) | 4.3 psi(g) |

### Material & Connections

| | |
|---|---|
| Material | Aluminium |
| Coating | None |
| Compressed Air Inlet | G⅜" |
| Exhaust | G⅜" |
| Nitrogen Outlet | G⅜" |

### Weight & Dimensions

| | | |
|---|---|---|
| Weight | 3.2 kg | 7.0 lbs |
| Height | 757 mm | 29.8" |
| Width | 80 mm | 3.1" |
| Depth | 63 mm | 2.4" |

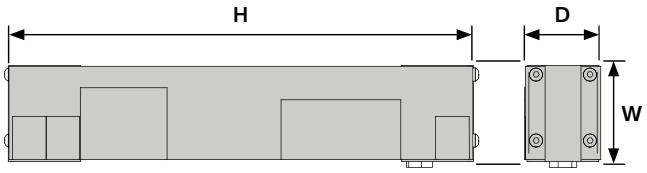

# DT604

## Aluminium nitrogen membrane module

### Minimum Outlet Flow Rate

| Inlet Pressure | | Purity (Remaining Oxygen Content) | | | | | | | | | | | |
|---|---|---|---|---|---|---|---|---|---|---|---|---|---|
| | | 99.5% (0.5%) | | 99.0% (1.0%) | | 98.0% (2.0%) | | 97.0% (3.0%) | | 96.0% (4.0%) | | 95.0% (5.0%) | |
| bar(g) | psi(g) | $m^3/hr$ | cfm | $m^3/hr$ | cfm | $m^3/hr$ | cfm | $m^3/hr$ | cfm | $m^3/hr$ | cfm | $m^3/hr$ | cfm |
| 5.0 | 72.5 | 1.0 | 0.6 | 1.4 | 0.8 | 2.1 | 1.2 | 2.8 | 1.6 | 3.5 | 2.0 | 4.2 | 2.5 |
| 6.0 | 87.0 | 1.2 | 0.7 | 1.8 | 1.0 | 2.7 | 1.6 | 3.4 | 2.0 | 4.4 | 2.6 | 5.3 | 3.1 |
| 7.0 | 101.5 | 1.4 | 0.8 | 2.1 | 1.2 | 3.1 | 1.8 | 3.9 | 2.3 | 5.1 | 3.0 | 6.2 | 3.6 |
| 8.0 | 116.0 | 1.6 | 0.9 | 2.4 | 1.4 | 3.6 | 2.1 | 4.5 | 2.6 | 5.8 | 3.4 | 7.0 | 4.1 |
| 9.0 | 130.5 | 1.8 | 1.0 | 2.6 | 1.5 | 4.0 | 2.4 | 5.3 | 3.1 | 6.6 | 3.9 | 8.0 | 4.7 |
| 10.0 | 145.0 | 2.0 | 1.2 | 3.0 | 1.7 | 4.5 | 2.6 | 5.6 | 3.3 | 7.3 | 4.3 | 8.8 | 5.2 |
| 11.0 | 159.5 | 2.1 | 1.2 | 3.1 | 1.8 | 4.8 | 2.8 | 6.2 | 3.7 | 7.9 | 4.7 | 9.6 | 5.7 |
| 12.0 | 174.0 | 2.2 | 1.3 | 3.3 | 2.0 | 5.2 | 3.0 | 6.9 | 4.0 | 8.6 | 5.0 | 10.4 | 6.1 |

$m^3$ reference to standard conditions, 20°C, 1013 mbar(a) and 0% relative water vapour pressure.
For performance figures at other purities and/or pressures, please contact Parker.

### Temperature Correction Factors

| °C | °F | 99.5% (0.5%) | 99.0% (1.0%) | 98.0% (2.0%) | 97.0% (3.0%) | 96.0% (4.0%) | 95.0% (5.0%) |
|---|---|---|---|---|---|---|---|
| ⩽10.0 | 50.0 | 0.9 | 0.90 | 0.90 | 0.90 | 0.90 | 0.90 |
| 20.0 | 68.0 | 1.00 | 1.00 | 1.00 | 1.00 | 1.00 | 1.00 |
| 30.0 | 86.0 | 1.00 | 1.00 | 1.00 | 1.00 | 1.00 | 1.00 |
| 40.0 | 104.0 | 0.60 | 0.80 | 1.00 | 1.00 | 1.10 | 1.10 |
| 50.0 | 122.0 | 0.60 | 0.80 | 1.00 | 1.10 | 1.10 | 1.20 |

### Product Image



### Operation Parameters

| | | |
|---|---|---|
| Minimum Inlet Air Quality | ISO 8573-1: 2010 Class 2.4.1 | |
| Minimum Operating Pressure | 4.0 bar(g) | 58.0 psi(g) |
| Maximum Operating Pressure | 12.0 bar(g) | 174.0 psi(g) |
| Minimum Operating Temperature | 5.0˚C | 41.0˚F |
| Maximum Operating Temperature | 45.0˚C | 113.0˚F |
| Maximum Pressure Drop | 0.8 bar(g) | 11.6 psi(g) |

### Material & Connections

| | |
|---|---|
| Material | Aluminium |
| Coating | None |
| Compressed Air Inlet | G⅜" |
| Exhaust | G⅜" |
| Nitrogen Outlet | G⅜" |

### Weight & Dimensions

| | | |
|---|---|---|
| Weight | 6.0 kg | 13.2 lbs |
| Height | 757 mm | 29.8” |
| Width | 145 mm | 5.7” |
| Depth | 63 mm | 2.4” |

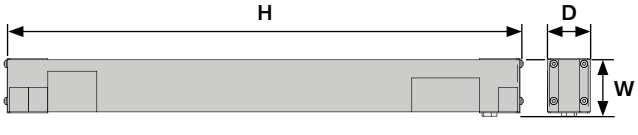

# TT604

## Aluminium nitrogen membrane module

### Minimum Outlet Flow Rate

| Inlet Pressure | | Purity (Remaining Oxygen Content) | | | | | | | | | | | |
|---|---|---|---|---|---|---|---|---|---|---|---|---|---|
| | | 99.5% (0.5%) | | 99.0% (1.0%) | | 98.0% (2.0%) | | 97.0% (3.0%) | | 96.0% (4.0%) | | 95.0% (5.0%) | |
| bar(g) | psi(g) | $m^3/hr$ | cfm | $m^3/hr$ | cfm | $m^3/hr$ | cfm | $m^3/hr$ | cfm | $m^3/hr$ | cfm | $m^3/hr$ | cfm |
| 5.0 | 72.5 | 1.3 | 0.8 | 1.9 | 1.1 | 2.9 | 1.7 | 3.8 | 2.3 | 4.7 | 2.8 | 5.6 | 3.3 |
| 6.0 | 87.0 | 1.6 | 1.0 | 2.4 | 1.4 | 3.6 | 2.1 | 4.8 | 2.8 | 6.0 | 3.5 | 7.2 | 4.2 |
| 7.0 | 101.5 | 1.9 | 1.1 | 2.8 | 1.7 | 4.3 | 2.5 | 5.6 | 3.3 | 7.0 | 4.1 | 8.4 | 4.9 |
| 8.0 | 116.0 | 2.2 | 1.3 | 3.2 | 1.9 | 4.9 | 2.9 | 6.4 | 3.8 | 8.0 | 4.7 | 9.6 | 5.7 |
| 9.0 | 130.5 | 2.4 | 1.4 | 3.6 | 2.1 | 5.5 | 3.3 | 7.2 | 4.3 | 9.0 | 5.3 | 11.1 | 6.5 |
| 10.0 | 145.0 | 2.7 | 1.6 | 4.0 | 2.4 | 6.1 | 3.6 | 8.0 | 4.7 | 10.0 | 5.9 | 12.0 | 7.1 |
| 11.0 | 159.5 | 2.9 | 1.7 | 4.3 | 2.5 | 6.6 | 3.9 | 8.8 | 5.2 | 10.9 | 6.4 | 13.2 | 7.8 |
| 12.0 | 174.0 | 3.1 | 1.8 | 4.6 | 2.7 | 7.2 | 4.2 | 9.6 | 5.6 | 11.8 | 6.9 | 14.3 | 8.4 |

$m^3$ reference to standard conditions, 20°C, 1013 mbar(a) and 0% relative water vapour pressure.
For performance figures at other purities and/or pressures, please contact Parker.

### Temperature Correction Factors

| °C | °F | 99.5% (0.5%) | 99.0% (1.0%) | 98.0% (2.0%) | 97.0% (3.0%) | 96.0% (4.0%) | 95.0% (5.0%) |
|---|---|---|---|---|---|---|---|
| ⩽10.0 | 50.0 | 0.9 | 0.90 | 0.90 | 0.90 | 0.90 | 0.90 |
| 20.0 | 68.0 | 1.00 | 1.00 | 1.00 | 1.00 | 1.00 | 1.00 |
| 30.0 | 86.0 | 1.00 | 1.00 | 1.00 | 1.00 | 1.00 | 1.00 |
| 40.0 | 104.0 | 0.60 | 0.80 | 1.00 | 1.00 | 1.10 | 1.10 |
| 50.0 | 122.0 | 0.60 | 0.80 | 1.00 | 1.10 | 1.10 | 1.20 |

### Product Image



### Operation Parameters

| | | |
|---|---|---|
| Minimum Inlet Air Quality | ISO 8573-1: 2010 Class 2.4.1 | |
| Minimum Operating Pressure | 4.0 bar(g) | 58.0 psi(g) |
| Maximum Operating Pressure | 12.0 bar(g) | 174.0 psi(g) |
| Minimum Operating Temperature | 5.0˚C | 41.0˚F |
| Maximum Operating Temperature | 45.0˚C | 113.0˚F |
| Maximum Pressure Drop | 0.8 bar(g) | 11.6 psi(g) |

### Material & Connections

| | |
|---|---|
| Material | Aluminium |
| Coating | None |
| Compressed Air Inlet | G⅜" |
| Exhaust | G⅜" |
| Nitrogen Outlet | G⅜" |

### Weight & Dimensions

| | | |
|---|---|---|
| Weight | 8.3 kg | 18.2 lbs |
| Height | 758 mm | 29.8" |
| Width | 200 mm | 7.8" |
| Depth | 63 mm | 2.4" |

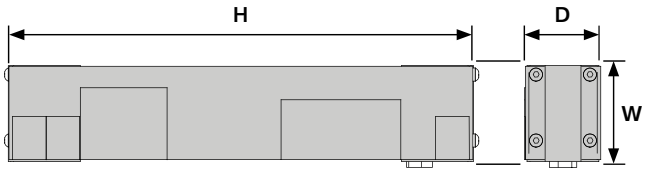

# SA604

## Aluminium nitrogen membrane module

### Nominal Outlet Flow Rate

| Inlet Pressure | | Purity (Remaining Oxygen Content) | | | | | | | | | | | |
|---|---|---|---|---|---|---|---|---|---|---|---|---|---|
| | | 99.5% (0.5%) | | 99.0% (1.0%) | | 98.0% (2.0%) | | 97.0% (3.0%) | | 96.0% (4.0%) | | 95.0% (5.0%) | |
| bar(g) | psi(g) | $m^3/hr$ | cfm | $m^3/hr$ | cfm | $m^3/hr$ | cfm | $m^3/hr$ | cfm | $m^3/hr$ | cfm | $m^3/hr$ | cfm |
| 4.0 | 58.0 | 0.2 | 0.1 | 0.3 | 0.2 | 0.5 | 0.3 | 0.7 | 0.4 | 0.8 | 0.5 | 1.0 | 0.6 |
| 5.0 | 72.5 | 0.3 | 0.2 | 0.5 | 0.3 | 0.7 | 0.4 | 0.9 | 0.5 | 1.2 | 0.7 | 1.5 | 0.9 |
| 6.0 | 87.0 | 0.4 | 0.3 | 0.6 | 0.4 | 0.9 | 0.5 | 1.2 | 0.7 | 1.5 | 0.9 | 1.8 | 1.0 |
| 7.0 | 101.5 | 0.4 | 0.3 | 0.7 | 0.4 | 1.2 | 0.7 | 1.5 | 0.9 | 1.9 | 1.1 | 2.1 | 1.2 |
| 8.0 | 116.0 | 0.5 | 0.3 | 0.9 | 0.5 | 1.3 | 0.8 | 1.8 | 1.0 | 2.2 | 1.3 | 2.6 | 1.5 |
| 9.0 | 130.5 | 0.6 | 0.3 | 1.0 | 0.6 | 1.5 | 0.9 | 2.1 | 1.2 | 2.5 | 1.5 | 3.0 | 1.8 |
| 10.0 | 145.0 | 0.7 | 0.4 | 1.1 | 0.7 | 1.8 | 1.0 | 2.3 | 1.3 | 2.8 | 1.6 | 3.4 | 2.0 |

$m^3$ reference to standard conditions, 20°C, 1013 mbar(a) and 0% relative water vapour pressure.
For performance figures at other purities and/or pressures, please contact Parker.

### Temperature Correction Factors

| °C | °F | 99.5% (0.5%) | 99.0% (1.0%) | 98.0% (2.0%) | 97.0% (3.0%) | 96.0% (4.0%) | 95.0% (5.0%) |
|---|---|---|---|---|---|---|---|
| 5.0 | 41.0 | - | - | 0.90 | 0.90 | 0.90 | 0.90 |
| ⩽10.0 | 50.0 | - | - | 0.95 | 0.95 | 0.95 | 0.95 |
| 20.0 | 68.0 | 1.00 | 1.00 | 1.00 | 1.00 | 1.00 | 1.00 |
| 30.0 | 86.0 | 1.00 | 1.03 | 1.05 | 1.05 | 1.05 | 1.05 |
| 40.0 | 104.0 | 1.0 | 1.05 | 1.10 | 1.10 | 1.10 | 1.10 |
| 50.0 | 122.0 | 1.0 | 1.05 | 1.10 | 1.10 | 1.15 | 1.15 |

### Product Image



### Operation Parameters

| | | |
|---|---|---|
| **Minimum Inlet Air Quality** | ISO 8573-1: 2010 Class 2.4.1 | |
| **Minimum Operating Pressure** | 4.0 bar(g) | 58.0 psi(g) |
| **Maximum Operating Pressure** | 10.0 bar(g) | 145.0 psi(g) |
| **Minimum Operating Temperature** | 5.0˚C | 41.0˚F |
| **Maximum Operating Temperature** | 50.0˚C | 122.0˚F |
| **Maximum Pressure Drop** | 0.1 bar(g) | 1.5 psi(g) |

### Material & Connections

| | |
|---|---|
| **Material** | Aluminium |
| **Coating** | Powder Coated (Quartz Grey) |
| **Compressed Air Inlet** | G⅜" |
| **Exhaust** | G⅜" |
| **Nitrogen Outlet** | G⅜" |

### Weight & Dimensions

| | | |
|---|---|---|
| **Weight** | 3.2 kg | 7.0 lbs |
| **Height** | 757 mm | 29.8" |
| **Width** | 80 mm | 3.1" |
| **Depth** | 63 mm | 2.4" |



# ST606

## Aluminium nitrogen membrane module

### Minimum Outlet Flow Rate

| Inlet Pressure | | Purity (Remaining Oxygen Content) | | | | | | | | | |
|---|---|---|---|---|---|---|---|---|---|---|---|
| | | 99.0% (1.0%) | | 98.0% (2.0%) | | 97.0% (3.0%) | | 96.0% (4.0%) | | 95.0% (5.0%) | |
| bar(g) | psi(g) | $m^3/hr$ | cfm | $m^3/hr$ | cfm | $m^3/hr$ | cfm | $m^3/hr$ | cfm | $m^3/hr$ | cfm |
| 5.0 | 72.5 | 1.0 | 0.6 | 1.6 | 0.9 | 2.1 | 1.3 | 2.7 | 1.6 | 3.3 | 1.9 |
| 6.0 | 87.0 | 1.2 | 0.7 | 2.0 | 1.2 | 2.7 | 1.6 | 3.4 | 2.0 | 4.2 | 2.5 |
| 7.0 | 101.5 | 1.4 | 0.8 | 2.3 | 1.4 | 3.2 | 1.9 | 4.0 | 2.3 | 4.9 | 2.9 |
| 8.0 | 116.0 | 1.6 | 0.9 | 2.6 | 1.6 | 3.6 | 2.1 | 4.6 | 2.7 | 5.6 | 3.3 |
| 9.0 | 130.5 | 1.8 | 1.1 | 3.0 | 1.8 | 4.1 | 2.4 | 5.2 | 3.0 | 6.4 | 3.8 |
| 10.0 | 145.0 | 2.0 | 1.2 | 3.3 | 1.9 | 4.5 | 2.6 | 5.7 | 3.3 | 7.0 | 4.1 |
| 11.0 | 159.5 | 2.1 | 1.2 | 3.6 | 2.1 | 4.9 | 2.9 | 6.2 | 3.6 | 7.6 | 4.5 |
| 12.0 | 174.0 | 2.2 | 1.3 | 3.8 | 2.2 | 5.2 | 3.1 | 6.7 | 3.9 | 8.2 | 4.8 |

$m^3$ reference to standard conditions, 20°C, 1013 mbar(a) and 0% relative water vapour pressure.
For performance figures at other purities and/or pressures, please contact Parker.

### Temperature Correction Factors

| °C | °F | 99.0% (1.0%) | 98.0% (2.0%) | 97.0% (3.0%) | 96.0% (4.0%) | 95.0% (5.0%) |
|---|---|---|---|---|---|---|
| ⩽10.0 | 50.0 | 0.90 | 0.90 | 0.90 | 0.90 | 0.90 |
| 20.0 | 68.0 | 1.00 | 1.00 | 1.00 | 1.00 | 1.00 |
| 30.0 | 86.0 | 1.00 | 1.00 | 1.00 | 1.00 | 1.00 |
| 40.0 | 104.0 | 0.80 | 1.00 | 1.00 | 1.10 | 1.10 |
| 50.0 | 122.0 | 0.80 | 1.00 | 1.10 | 1.10 | 1.20 |

### Product Image



### Operation Parameters

| | | |
|---|---|---|
| Minimum Inlet Air Quality | ISO 8573-1: 2010 Class 2.4.1 | |
| Minimum Operating Pressure | 4.0 bar(g) | 58.0 psi(g) |
| Maximum Operating Pressure | 12.0 bar(g) | 174.0 psi(g) |
| Minimum Operating Temperature | 5.0˚C | 41.0˚F |
| Maximum Operating Temperature | 50.0˚C | 122.0˚F |
| Maximum Pressure Drop | 0.3 bar(g) | 4.3 psi(g) |

### Material & Connections

| | |
|---|---|
| Material | Aluminium & PVC |
| Coating | None |
| Compressed Air Inlet | G½" |
| Exhaust | G½" |
| Nitrogen Outlet | G½" |

### Weight & Dimensions

| | | |
|---|---|---|
| Weight | 6.4 kg | 14.1 lbs |
| Height | 751 mm | 29.5” |
| Width | 110 mm | 4.3” |
| Depth | 84 mm | 3.3” |



# TT606

## Aluminium nitrogen membrane module

### Minimum Outlet Flow Rate

| Inlet Pressure | | Purity (Remaining Oxygen Content) | | | | | | | | | | | |
|---|---|---|---|---|---|---|---|---|---|---|---|---|---|
| | | 99.5% (0.5%) | | 99.0% (1.0%) | | 98.0% (2.0%) | | 97.0% (3.0%) | | 96.0% (4.0%) | | 95.0% (5.0%) | |
| bar(g) | psi(g) | $m^3/hr$ | cfm | $m^3/hr$ | cfm | $m^3/hr$ | cfm | $m^3/hr$ | cfm | $m^3/hr$ | cfm | $m^3/hr$ | cfm |
| 5.0 | 72.5 | 2.4 | 1.4 | 3.4 | 2.0 | 5.2 | 3.0 | 6.8 | 4.0 | 8.4 | 4.9 | 10.1 | 5.9 |
| 6.0 | 87.0 | 2.9 | 1.7 | 4.3 | 2.6 | 6.5 | 3.8 | 8.6 | 5.1 | 10.6 | 6.2 | 12.8 | 7.5 |
| 7.0 | 101.5 | 3.4 | 2.0 | 5.1 | 3.0 | 7.6 | 4.5 | 10.1 | 5.9 | 12.4 | 7.3 | 15.0 | 8.8 |
| 8.0 | 116.0 | 3.9 | 2.3 | 5.8 | 3.4 | 8.7 | 5.1 | 11.5 | 6.8 | 14.2 | 8.4 | 17.1 | 10.1 |
| 9.0 | 130.5 | 4.5 | 2.6 | 6.6 | 3.9 | 10.1 | 5.9 | 13.3 | 7.8 | 16.4 | 9.7 | 19.5 | 11.5 |
| 10.0 | 145.0 | 4.9 | 2.9 | 7.2 | 4.3 | 10.9 | 6.4 | 14.4 | 8.5 | 17.7 | 10.4 | 21.4 | 12.6 |
| 11.0 | 159.5 | 5.3 | 3.1 | 7.9 | 4.6 | 12.0 | 7.1 | 15.8 | 9.3 | 19.7 | 11.6 | 23.8 | 14.0 |
| 12.0 | 174.0 | 5.7 | 3.3 | 8.5 | 5.0 | 13.1 | 7.7 | 17.2 | 10.1 | 21.6 | 12.7 | 26.2 | 15.4 |

$m^3$ reference to standard conditions, 20°C, 1013 mbar(a) and 0% relative water vapour pressure.
For performance figures at other purities and/or pressures, please contact Parker.

### Temperature Correction Factors

| °C | °F | 99.5% (0.5%) | 99.0% (1.0%) | 98.0% (2.0%) | 97.0% (3.0%) | 96.0% (4.0%) | 95.0% (5.0%) |
|---|---|---|---|---|---|---|---|
| ⩽10.0 | 50.0 | 0.9 | 0.90 | 0.90 | 0.90 | 0.90 | 0.90 |
| 20.0 | 68.0 | 1.00 | 1.00 | 1.00 | 1.00 | 1.00 | 1.00 |
| 30.0 | 86.0 | 1.00 | 1.00 | 1.00 | 1.00 | 1.00 | 1.00 |
| 40.0 | 104.0 | 0.60 | 0.80 | 1.00 | 1.00 | 1.10 | 1.10 |
| 50.0 | 122.0 | 0.60 | 0.80 | 1.00 | 1.10 | 1.10 | 1.20 |

### Product Image



### Operation Parameters

| | | |
|---|---|---|
| Minimum Inlet Air Quality | ISO 8573-1: 2010 Class 2.4.1 | |
| Minimum Operating Pressure | 4.0 bar(g) | 58.0 psi(g) |
| Maximum Operating Pressure | 12.0 bar(g) | 174.0 psi(g) |
| Minimum Operating Temperature | 5.0˚C | 41.0˚F |
| Maximum Operating Temperature | 50.0˚C | 122.0˚F |
| Maximum Pressure Drop | 0.8 bar(g) | 11.6 psi(g) |

### Material & Connections

| | |
|---|---|
| Material | Aluminium & PVC |
| Coating | None |
| Compressed Air Inlet | G½" |
| Exhaust | G½" |
| Nitrogen Outlet | G½" |

### Weight & Dimensions

| | | |
|---|---|---|
| Weight | 15.0 kg | 33.0 lbs |
| Height | 751 mm | 29.5" |
| Width | 270 mm | 10.6" |
| Depth | 84 mm | 3.3" |

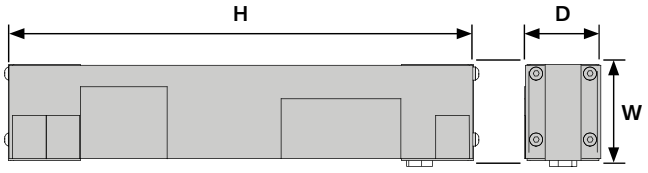

# ST608

## Aluminium nitrogen membrane module

### Minimum Outlet Flow Rate

| Inlet Pressure | | Purity (Remaining Oxygen Content) | | | | | | | | | |
|---|---|---|---|---|---|---|---|---|---|---|---|
| | | 99.0% (1.0%) | | 98.0% (2.0%) | | 97.0% (3.0%) | | 96.0% (4.0%) | | 95.0% (5.0%) | |
| bar(g) | psi(g) | $m^3/hr$ | cfm | $m^3/hr$ | cfm | $m^3/hr$ | cfm | $m^3/hr$ | cfm | $m^3/hr$ | cfm |
| 5.0 | 72.5 | 1.7 | 1.0 | 2.8 | 1.7 | 3.8 | 2.3 | 4.8 | 2.8 | 6.0 | 3.5 |
| 6.0 | 87.0 | 2.1 | 1.3 | 3.7 | 2.2 | 5.0 | 2.9 | 6.5 | 3.8 | 7.9 | 4.7 |
| 7.0 | 101.5 | 2.5 | 1.5 | 4.3 | 2.6 | 5.8 | 3.4 | 7.6 | 4.4 | 9.2 | 5.4 |
| 8.0 | 116.0 | 2.9 | 1.7 | 5.0 | 2.9 | 6.7 | 3.9 | 8.7 | 5.1 | 10.6 | 6.2 |
| 9.0 | 130.5 | 3.4 | 2.0 | 5.8 | 3.4 | 7.9 | 4.6 | 10.0 | 5.9 | 12.2 | 7.2 |
| 10.0 | 145.0 | 3.6 | 2.1 | 6.2 | 3.7 | 8.3 | 4.9 | 10.8 | 6.4 | 13.2 | 7.8 |
| 11.0 | 159.5 | 4.0 | 2.4 | 7.0 | 4.1 | 9.5 | 5.6 | 12.2 | 7.2 | 14.9 | 8.8 |
| 12.0 | 174.0 | 4.5 | 2.6 | 7.7 | 4.5 | 10.6 | 6.2 | 13.5 | 7.9 | 16.6 | 9.8 |

$m^3$ reference to standard conditions, 20°C, 1013 mbar(a) and 0% relative water vapour pressure.
For performance figures at other purities and/or pressures, please contact Parker.

### Temperature Correction Factors

| °C | °F | 99.5% (0.5%) | 99.0% (1.0%) | 98.0% (2.0%) | 97.0% (3.0%) | 96.0% (4.0%) | 95.0% (5.0%) |
|---|---|---|---|---|---|---|---|
| ⩽10.0 | 50.0 | 0.9 | 0.90 | 0.90 | 0.90 | 0.90 | 0.90 |
| 20.0 | 68.0 | 1.00 | 1.00 | 1.00 | 1.00 | 1.00 | 1.00 |
| 30.0 | 86.0 | 1.00 | 1.00 | 1.00 | 1.00 | 1.00 | 1.00 |
| 40.0 | 104.0 | 0.60 | 0.80 | 1.00 | 1.00 | 1.10 | 1.10 |
| 50.0 | 122.0 | 0.60 | 0.80 | 1.00 | 1.10 | 1.10 | 1.20 |

### Product Image



### Operation Parameters

| | | |
|---|---|---|
| Minimum Inlet Air Quality | ISO 8573-1: 2010 Class 2.4.1 | |
| Minimum Operating Pressure | 4.0 bar(g) | 58.0 psi(g) |
| Maximum Operating Pressure | 12.0 bar(g) | 174.0 psi(g) |
| Minimum Operating Temperature | 5.0˚C | 41.0˚F |
| Maximum Operating Temperature | 50.0˚C | 122.0˚F |
| Maximum Pressure Drop | 0.3 bar(g) | 4.3 psi(g) |

### Material & Connections

| | |
|---|---|
| Material | Aluminium |
| Coating | None |
| Compressed Air Inlet | G¾" |
| Exhaust | G1" |
| Nitrogen Outlet | G¾" |

### Weight & Dimensions

| | | |
|---|---|---|
| Weight | 5.3 kg | 11.7 lbs |
| Height | 736 mm | 28.9" |
| Diameter | 114 mm | 4.4" |



# SA708

## Aluminium nitrogen membrane module

### Nominal Outlet Flow Rate

| Inlet Pressure | | Purity (Remaining Oxygen Content) | | | | | | | | | | | |
|---|---|---|---|---|---|---|---|---|---|---|---|---|---|
| | | 99.5% (0.5%) | | 99.0% (1.0%) | | 98.0% (2.0%) | | 97.0% (3.0%) | | 96.0% (4.0%) | | 95.0% (5.0%) | |
| bar(g) | psi(g) | $m^3/hr$ | cfm | $m^3/hr$ | cfm | $m^3/hr$ | cfm | $m^3/hr$ | cfm | $m^3/hr$ | cfm | $m^3/hr$ | cfm |
| 4.0 | 58.0 | 0.9 | 0.5 | 1.4 | 0.8 | 2.2 | 1.3 | 2.9 | 1.7 | 3.6 | 2.1 | 4.4 | 2.6 |
| 5.0 | 72.5 | 1.3 | 0.8 | 2.1 | 1.2 | 3.1 | 1.8 | 4.1 | 2.4 | 5.1 | 3.0 | 6.2 | 3.6 |
| 6.0 | 87.0 | 1.7 | 1.0 | 2.7 | 1.6 | 4.0 | 2.3 | 5.2 | 3.0 | 6.6 | 3.9 | 7.9 | 4.7 |
| 7.0 | 101.5 | 2.1 | 1.2 | 3.3 | 1.9 | 4.9 | 2.9 | 6.5 | 3.8 | 8.1 | 4.8 | 9.8 | 5.8 |
| 8.0 | 116.0 | 2.5 | 1.5 | 3.9 | 2.3 | 5.8 | 3.4 | 7.7 | 4.5 | 9.7 | 5.7 | 11.6 | 6.8 |
| 9.0 | 130.5 | 2.8 | 1.7 | 4.5 | 2.6 | 6.8 | 4.0 | 9.0 | 5.3 | 11.3 | 6.6 | 13.5 | 7.9 |
| 10.0 | 145.0 | 3.1 | 1.8 | 4.9 | 2.9 | 7.6 | 4.5 | 10.3 | 6.1 | 12.9 | 7.6 | 15.4 | 9.1 |
| 11.0 | 159.5 | 3.4 | 2.0 | 5.5 | 3.2 | 8.5 | 5.0 | 11.5 | 6.8 | 14.5 | 8.5 | 17.3 | 10.2 |
| 12.0 | 174.0 | 3.7 | 2.2 | 6.0 | 3.5 | 9.3 | 5.5 | 12.5 | 7.4 | 15.9 | 9.4 | 19.1 | 11.2 |
| 13.0 | 188.5 | 3.9 | 2.3 | 6.5 | 3.8 | 10.1 | 5.9 | 13.6 | 8.0 | 17.1 | 10.1 | 20.9 | 12.3 |

$m^3$ reference to standard conditions, 20°C, 1013 mbar(a) and 0% relative water vapour pressure.
For performance figures at other purities and/or pressures, please contact Parker.

### Temperature Correction Factors

| °C | °F | 99.5% (0.5%) | 99.0% (1.0%) | 98.0% (2.0%) | 97.0% (3.0%) | 96.0% (4.0%) | 95.0% (5.0%) |
|---|---|---|---|---|---|---|---|
| 5.0 | 41.0 | - | - | 0.90 | 0.90 | 0.90 | 0.90 |
| ⩽10.0 | 50.0 | - | - | 0.95 | 0.95 | 0.95 | 0.95 |
| 20.0 | 68.0 | 1.00 | 1.00 | 1.00 | 1.00 | 1.00 | 1.00 |
| 30.0 | 86.0 | 1.00 | 1.03 | 1.05 | 1.05 | 1.05 | 1.05 |
| 40.0 | 104.0 | 1.0 | 1.05 | 1.10 | 1.10 | 1.10 | 1.10 |
| 50.0 | 122.0 | 1.0 | 1.05 | 1.10 | 1.10 | 1.15 | 1.15 |

### Product Image



### Operation Parameters

| | | |
|---|---|---|
| **Minimum Inlet Air Quality** | ISO 8573-1: 2010 Class 2.4.1 | |
| **Minimum Operating Pressure** | 4.0 bar(g) | 58.0 psi(g) |
| **Maximum Operating Pressure** | 13.0 bar(g) | 188.5 psi(g) |
| **Minimum Operating Temperature** | 5.0˚C | 41.0˚F |
| **Maximum Operating Temperature** | 50.0˚C | 122.0˚F |
| **Maximum Pressure Drop** | 0.2 bar(g) | 2.9 psi(g) |

### Material & Connections

| | |
|---|---|
| **Material** | Aluminium |
| **Coating** | Powder Coated (Quartz Grey) |
| **Compressed Air Inlet** | G¾" |
| **Exhaust** | G1" |
| **Nitrogen Outlet** | G¾" |

### Weight & Dimensions

| | | |
|---|---|---|
| **Weight** | 5.5 kg | 12.1 lbs |
| **Height** | 782 mm | 30.7" |
| **Diameter** | 114 mm | 4.4" |

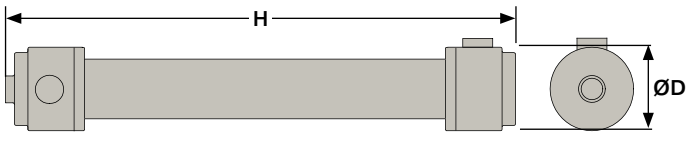

# ST1506

## Aluminium nitrogen membrane module

### Minimum Outlet Flow Rate

| Inlet Pressure | | Purity (Remaining Oxygen Content) | | | | | | | | | | | |
|---|---|---|---|---|---|---|---|---|---|---|---|---|---|
| | | 99.5% (0.5%) | | 99.0% (1.0%) | | 98.0% (2.0%) | | 97.0% (3.0%) | | 96.0% (4.0%) | | 95.0% (5.0%) | |
| bar(g) | psi(g) | $m^3/hr$ | cfm | $m^3/hr$ | cfm | $m^3/hr$ | cfm | $m^3/hr$ | cfm | $m^3/hr$ | cfm | $m^3/hr$ | cfm |
| 5.0 | 72.5 | 1.6 | 0.9 | 2.2 | 1.3 | 3.4 | 2.0 | 4.7 | 2.8 | 6.0 | 3.5 | 7.4 | 4.4 |
| 6.0 | 87.0 | 2.0 | 1.2 | 2.8 | 1.7 | 4.4 | 2.6 | 6.1 | 3.6 | 7.8 | 4.6 | 9.7 | 5.7 |
| 7.0 | 101.5 | 2.4 | 1.4 | 3.3 | 1.9 | 5.2 | 3.1 | 7.2 | 4.2 | 9.2 | 5.4 | 11.4 | 6.7 |
| 8.0 | 116.0 | 2.9 | 1.7 | 4.0 | 2.3 | 6.2 | 3.7 | 8.6 | 5.1 | 11.0 | 6.5 | 13.7 | 8.1 |
| 9.0 | 130.5 | 3.4 | 2.0 | 4.6 | 2.7 | 7.3 | 4.3 | 10.1 | 5.9 | 12.9 | 7.6 | 16.0 | 9.4 |
| 10.0 | 145.0 | 3.8 | 2.3 | 5.3 | 3.1 | 8.3 | 4.9 | 11.5 | 6.8 | 14.7 | 8.7 | 18.2 | 10.7 |
| 11.0 | 159.5 | 4.3 | 2.5 | 5.9 | 3.5 | 9.4 | 5.5 | 13.0 | 7.7 | 16.6 | 9.8 | 20.5 | 12.1 |
| 12.0 | 174.0 | 3.2 | 1.9 | 5.2 | 3.1 | 8.1 | 4.8 | 10.9 | 6.4 | 13.8 | 8.1 | 16.6 | 9.8 |
| 13.0 | 188.5 | 5.0 | 3.0 | 6.9 | 4.1 | 10.9 | 6.4 | 15.1 | 8.9 | 19.3 | 11.4 | 23.9 | 14.1 |

$m^3$ reference to standard conditions, 20°C, 1013 mbar(a) and 0% relative water vapour pressure.
For performance figures at other purities and/or pressures, please contact Parker.

### Temperature Correction Factors

| °C | °F | 99.5% (0.5%) | 99.0% (1.0%) | 98.0% (2.0%) | 97.0% (3.0%) | 96.0% (4.0%) | 95.0% (5.0%) |
|---|---|---|---|---|---|---|---|
| ⩽10.0 | 50.0 | 0.9 | 0.90 | 0.90 | 0.90 | 0.90 | 0.90 |
| 20.0 | 68.0 | 1.00 | 1.00 | 1.00 | 1.00 | 1.00 | 1.00 |
| 30.0 | 86.0 | 1.00 | 1.00 | 1.00 | 1.00 | 1.00 | 1.00 |
| 40.0 | 104.0 | 0.60 | 0.80 | 1.00 | 1.00 | 1.10 | 1.10 |
| 50.0 | 122.0 | 0.60 | 0.80 | 1.00 | 1.10 | 1.10 | 1.20 |

### Product Image



### Operation Parameters

| | | |
|---|---|---|
| Minimum Inlet Air Quality | ISO 8573-1: 2010 Class 2.4.1 | |
| Minimum Operating Pressure | 4.0 bar(g) | 58.0 psi(g) |
| Maximum Operating Pressure | 13.0 bar(g) | 189.0 psi(g) |
| Minimum Operating Temperature | 5.0˚C | 41.0˚F |
| Maximum Operating Temperature | 50.0˚C | 122.0˚F |
| Maximum Pressure Drop | 0.3 bar(g) | 4.3 psi(g) |

### Material & Connections

| | |
|---|---|
| Material | Aluminium |
| Coating | None |
| Compressed Air Inlet | G¾" |
| Exhaust | G1" |
| Nitrogen Outlet | G¾" |

### Weight & Dimensions

| | | |
|---|---|---|
| Weight | 5.7 kg | 12.5 lbs |
| Height | 1655 mm | 65.1" |
| Diameter | 100 mm | 3.9" |

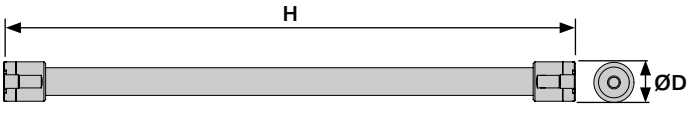

# DT1506

## Aluminium nitrogen membrane module

### Minimum Outlet Flow Rate

| Inlet Pressure | | Purity (Remaining Oxygen Content) | | | | | | | | | | | |
|---|---|---|---|---|---|---|---|---|---|---|---|---|---|
| | | 99.5% (0.5%) | | 99.0% (1.0%) | | 98.0% (2.0%) | | 97.0% (3.0%) | | 96.0% (4.0%) | | 95.0% (5.0%) | |
| bar(g) | psi(g) | $m^3/hr$ | cfm | $m^3/hr$ | cfm | $m^3/hr$ | cfm | $m^3/hr$ | cfm | $m^3/hr$ | cfm | $m^3/hr$ | cfm |
| 5.0 | 72.5 | 3.4 | 2.0 | 5.4 | 3.2 | 9.2 | 5.4 | 12.7 | 7.5 | 16.1 | 9.5 | 19.5 | 11.5 |
| 6.0 | 87.0 | 4.5 | 2.6 | 7.0 | 4.1 | 12.1 | 7.1 | 16.6 | 9.8 | 21.0 | 12.4 | 25.5 | 15.0 |
| 7.0 | 101.5 | 5.3 | 3.1 | 8.3 | 4.9 | 14.2 | 8.4 | 19.5 | 11.5 | 24.7 | 14.5 | 30.0 | 17.7 |
| 8.0 | 116.0 | 6.3 | 3.7 | 9.9 | 5.8 | 17.0 | 10.0 | 23.4 | 13.8 | 29.6 | 17.4 | 36.0 | 21.2 |
| 9.0 | 130.5 | 7.4 | 4.3 | 11.6 | 6.8 | 19.9 | 11.7 | 27.3 | 16.1 | 34.6 | 20.4 | 42.0 | 24.7 |
| 10.0 | 145.0 | 8.4 | 4.9 | 13.2 | 7.8 | 22.7 | 13.4 | 31.2 | 18.4 | 39.5 | 23.2 | 48.0 | 28.3 |
| 11.0 | 159.5 | 9.5 | 5.6 | 14.9 | 8.8 | 25.6 | 15.1 | 35.1 | 20.7 | 44.5 | 26.2 | 54.0 | 31.8 |
| 12.0 | 174.0 | 10.5 | 6.2 | 16.5 | 9.7 | 28.4 | 16.7 | 39.0 | 23.0 | 49.4 | 29.1 | 60.0 | 35.3 |
| 13.0 | 188.5 | 11.0 | 6.5 | 17.3 | 10.2 | 29.8 | 17.5 | 41.0 | 24.1 | 51.9 | 30.5 | 63.0 | 37.1 |

$m^3$ reference to standard conditions, 20°C, 1013 mbar(a) and 0% relative water vapour pressure.
For performance figures at other purities and/or pressures, please contact Parker.

### Temperature Correction Factors

| °C | °F | 99.5% (0.5%) | 99.0% (1.0%) | 98.0% (2.0%) | 97.0% (3.0%) | 96.0% (4.0%) | 95.0% (5.0%) |
|---|---|---|---|---|---|---|---|
| ⩽10.0 | 50.0 | 0.9 | 0.90 | 0.90 | 0.90 | 0.90 | 0.90 |
| 20.0 | 68.0 | 1.00 | 1.00 | 1.00 | 1.00 | 1.00 | 1.00 |
| 30.0 | 86.0 | 1.00 | 1.00 | 1.00 | 1.00 | 1.00 | 1.00 |
| 40.0 | 104.0 | 0.60 | 0.80 | 1.00 | 1.00 | 1.10 | 1.10 |
| 50.0 | 122.0 | 0.60 | 0.80 | 1.00 | 1.10 | 1.10 | 1.20 |

### Product Image



### Operation Parameters

| | | |
|---|---|---|
| Minimum Inlet Air Quality | ISO 8573-1: 2010 Class 2.4.1 | |
| Minimum Operating Pressure | 4.0 bar(g) | 58.0 psi(g) |
| Maximum Operating Pressure | 13.0 bar(g) | 189.0 psi(g) |
| Minimum Operating Temperature | 5.0°C | 41.0°F |
| Maximum Operating Temperature | 50.0°C | 122.0°F |
| Maximum Pressure Drop | 0.8 bar(g) | 11.6 psi(g) |

### Material & Connections

| | |
|---|---|
| Material | Aluminium |
| Coating | None |
| Compressed Air Inlet | G¾" |
| Exhaust | G1" |
| Nitrogen Outlet | G¾" |

### Weight & Dimensions

| | | |
|---|---|---|
| Weight | 15.0 kg | 33.0 lbs |
| Height | 1705 mm | 67.1" |
| Width | 296 mm | 11.6" |
| Depth | 208 mm | 8.1" |



# ST1508

## Aluminium nitrogen membrane module

### Minimum Outlet Flow Rate

| Inlet Pressure | | Purity (Remaining Oxygen Content) | | | | | | | | | | | |
|---|---|---|---|---|---|---|---|---|---|---|---|---|---|
| | | 99.5% (0.5%) | | 99.0% (1.0%) | | 98.0% (2.0%) | | 97.0% (3.0%) | | 96.0% (4.0%) | | 95.0% (5.0%) | |
| bar(g) | psi(g) | $m^3/hr$ | cfm | $m^3/hr$ | cfm | $m^3/hr$ | cfm | $m^3/hr$ | cfm | $m^3/hr$ | cfm | $m^3/hr$ | cfm |
| 5.0 | 72.5 | 3.1 | 1.8 | 4.4 | 2.6 | 7.2 | 4.2 | 9.8 | 5.7 | 13.0 | 7.7 | 16.3 | 9.6 |
| 6.0 | 87.0 | 4.0 | 2.4 | 5.7 | 3.4 | 9.4 | 5.5 | 12.8 | 7.5 | 17.0 | 10.0 | 21.3 | 12.5 |
| 7.0 | 101.5 | 4.7 | 2.8 | 6.7 | 3.9 | 11.0 | 6.5 | 15.0 | 8.8 | 20.0 | 11.8 | 25.0 | 14.7 |
| 8.0 | 116.0 | 5.2 | 3.0 | 7.4 | 4.3 | 12.1 | 7.1 | 16.5 | 9.7 | 2.0 | 1.2 | 27.5 | 16.2 |
| 9.0 | 130.5 | 6.1 | 3.6 | 8.7 | 5.1 | 14.3 | 8.4 | 19.5 | 11.5 | 26.0 | 15.3 | 32.5 | 19.1 |
| 10.0 | 145.0 | 6.6 | 3.9 | 9.4 | 5.5 | 15.4 | 9.1 | 21.0 | 12.4 | 28.0 | 16.5 | 35.0 | 20.6 |
| 11.0 | 159.5 | 7.5 | 4.4 | 10.7 | 6.3 | 17.6 | 10.4 | 24.0 | 14.1 | 32.0 | 18.8 | 40.0 | 23.5 |
| 12.0 | 174.0 | 8.0 | 4.7 | 11.4 | 6.7 | 18.7 | 11.0 | 25.5 | 15.0 | 34.0 | 20.0 | 42.5 | 25.0 |
| 13.0 | 188.5 | 8.5 | 5.0 | 12.1 | 7.1 | 19.8 | 11.7 | 27.0 | 15.9 | 36.0 | 21.2 | 45.0 | 26.5 |

$m^3$ reference to standard conditions, 20°C, 1013 mbar(a) and 0% relative water vapour pressure.
For performance figures at other purities and/or pressures, please contact Parker.

### Temperature Correction Factors

| °C | °F | 99.5% (0.5%) | 99.0% (1.0%) | 98.0% (2.0%) | 97.0% (3.0%) | 96.0% (4.0%) | 95.0% (5.0%) |
|---|---|---|---|---|---|---|---|
| ⩽10.0 | 50.0 | 0.9 | 0.90 | 0.90 | 0.90 | 0.90 | 0.90 |
| 20.0 | 68.0 | 1.00 | 1.00 | 1.00 | 1.00 | 1.00 | 1.00 |
| 30.0 | 86.0 | 1.00 | 1.00 | 1.00 | 1.00 | 1.00 | 1.00 |
| 40.0 | 104.0 | 0.60 | 0.80 | 1.00 | 1.00 | 1.10 | 1.10 |
| 50.0 | 122.0 | 0.60 | 0.80 | 1.00 | 1.10 | 1.10 | 1.20 |

### Product Image



### Operation Parameters

| | | |
|---|---|---|
| Minimum Inlet Air Quality | ISO 8573-1: 2010 Class 2.4.1 | |
| Minimum Operating Pressure | 4.0 bar(g) | 58.0 psi(g) |
| Maximum Operating Pressure | 13.0 bar(g) | 189.0 psi(g) |
| Minimum Operating Temperature | 5.0˚C | 41.0˚F |
| Maximum Operating Temperature | 50.0˚C | 122.0˚F |
| Maximum Pressure Drop | 0.2 bar(g) | 2.9 psi(g) |

### Material & Connections

| | |
|---|---|
| Material | Aluminium |
| Coating | None |
| Compressed Air Inlet | G¾" |
| Exhaust | G1" |
| Nitrogen Outlet | G¾" |

### Weight & Dimensions

| | | |
|---|---|---|
| Weight | 6.8 kg | 15.0 lbs |
| Height | 1655 mm | 65.1" |
| Diameter | 114 mm | 4.4" |

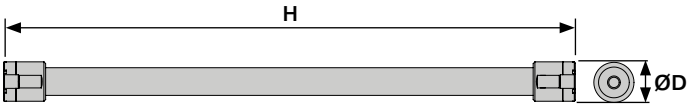

# ST1508

## Stainless steel nitrogen membrane module

### Minimum Outlet Flow Rate

| Inlet Pressure | | Purity (Remaining Oxygen Content) | | | | | | | | | | | |
|---|---|---|---|---|---|---|---|---|---|---|---|---|---|
| | | 99.5% (0.5%) | | 99.0% (1.0%) | | 98.0% (2.0%) | | 97.0% (3.0%) | | 96.0% (4.0%) | | 95.0% (5.0%) | |
| bar(g) | psi(g) | $m^3/hr$ | cfm | $m^3/hr$ | cfm | $m^3/hr$ | cfm | $m^3/hr$ | cfm | $m^3/hr$ | cfm | $m^3/hr$ | cfm |
| 5.0 | 72.5 | 3.1 | 1.8 | 4.4 | 2.6 | 7.2 | 4.2 | 9.8 | 5.7 | 13.0 | 7.7 | 16.3 | 9.6 |
| 6.0 | 87.0 | 4.0 | 2.4 | 5.7 | 3.4 | 9.4 | 5.5 | 12.8 | 7.5 | 17.0 | 10.0 | 21.3 | 12.5 |
| 7.0 | 101.5 | 4.7 | 2.8 | 6.7 | 3.9 | 11.0 | 6.5 | 15.0 | 8.8 | 20.0 | 11.8 | 25.0 | 14.7 |
| 8.0 | 116.0 | 5.2 | 3.0 | 7.4 | 4.3 | 12.1 | 7.1 | 16.5 | 9.7 | 2.0 | 1.2 | 27.5 | 16.2 |
| 9.0 | 130.5 | 6.1 | 3.6 | 8.7 | 5.1 | 14.3 | 8.4 | 19.5 | 11.5 | 26.0 | 15.3 | 32.5 | 19.1 |
| 10.0 | 145.0 | 6.6 | 3.9 | 9.4 | 5.5 | 15.4 | 9.1 | 21.0 | 12.4 | 28.0 | 16.5 | 35.0 | 20.6 |
| 11.0 | 159.5 | 7.5 | 4.4 | 10.7 | 6.3 | 17.6 | 10.4 | 24.0 | 14.1 | 32.0 | 18.8 | 40.0 | 23.5 |
| 12.0 | 174.0 | 8.0 | 4.7 | 11.4 | 6.7 | 18.7 | 11.0 | 25.5 | 15.0 | 34.0 | 20.0 | 42.5 | 25.0 |
| 13.0 | 188.5 | 8.5 | 5.0 | 12.1 | 7.1 | 19.8 | 11.7 | 27.0 | 15.9 | 36.0 | 21.2 | 45.0 | 26.5 |

$m^3$ reference to standard conditions, 20°C, 1013 mbar(a) and 0% relative water vapour pressure.
For performance figures at other purities and/or pressures, please contact Parker.

### Temperature Correction Factors

| °C | °F | 99.5% (0.5%) | 99.0% (1.0%) | 98.0% (2.0%) | 97.0% (3.0%) | 96.0% (4.0%) | 95.0% (5.0%) |
|---|---|---|---|---|---|---|---|
| ⩽10.0 | 50.0 | 0.9 | 0.90 | 0.90 | 0.90 | 0.90 | 0.90 |
| 20.0 | 68.0 | 1.00 | 1.00 | 1.00 | 1.00 | 1.00 | 1.00 |
| 30.0 | 86.0 | 1.00 | 1.00 | 1.00 | 1.00 | 1.00 | 1.00 |
| 40.0 | 104.0 | 0.60 | 0.80 | 1.00 | 1.00 | 1.10 | 1.10 |
| 50.0 | 122.0 | 0.60 | 0.80 | 1.00 | 1.10 | 1.10 | 1.20 |

### Product Image



### Operation Parameters

| | | |
|---|---|---|
| Minimum Inlet Air Quality | ISO 8573-1: 2010 Class 2.4.1 | |
| Minimum Operating Pressure | 4.0 bar(g) | 58.0 psi(g) |
| Maximum Operating Pressure | 13.0 bar(g) | 189.0 psi(g) |
| Minimum Operating Temperature | 5.0˚C | 41.0˚F |
| Maximum Operating Temperature | 50.0˚C | 122.0˚F |
| Maximum Pressure Drop | 0.3 bar(g) | 4.3 psi(g) |

### Material & Connections

| | |
|---|---|
| Material | Stainless Steel |
| Coating | None |
| Compressed Air Inlet | G¾" |
| Exhaust | G1" |
| Nitrogen Outlet | G¾" |

### Weight & Dimensions

| | | |
|---|---|---|
| Weight | 18.0 kg | 39.7 lbs |
| Height | 1655 mm | 65.1" |
| Diameter | 114 mm | 4.4" |

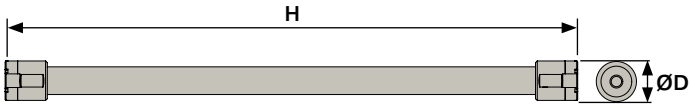

# DT1508

## Aluminium nitrogen membrane module

### Minimum Outlet Flow Rate

| Inlet Pressure | | Purity (Remaining Oxygen Content) | | | | | | | | | | | |
|---|---|---|---|---|---|---|---|---|---|---|---|---|---|
| | | 99.5% (0.5%) | | 99.0% (1.0%) | | 98.0% (2.0%) | | 97.0% (3.0%) | | 96.0% (4.0%) | | 95.0% (5.0%) | |
| bar(g) | psi(g) | $m^3/hr$ | cfm | $m^3/hr$ | cfm | $m^3/hr$ | cfm | $m^3/hr$ | cfm | $m^3/hr$ | cfm | $m^3/hr$ | cfm |
| **5.0** | **72.5** | 4.6 | 2.7 | 7.2 | 4.2 | 12.4 | 7.3 | 16.9 | 9.9 | 21.5 | 12.7 | 26.0 | 15.3 |
| **6.0** | **87.0** | 6.0 | 3.5 | 9.4 | 5.5 | 16.2 | 9.5 | 2.1 | 1.2 | 28.1 | 16.5 | 34.0 | 20.0 |
| **7.0** | **101.5** | 7.0 | 4.1 | 11.0 | 6.5 | 19.0 | 11.2 | 26.0 | 15.3 | 33.0 | 19.4 | 40.0 | 23.5 |
| **8.0** | **116.0** | 8.4 | 4.9 | 13.2 | 7.8 | 22.8 | 13.4 | 31.2 | 18.4 | 39.6 | 23.3 | 48.0 | 28.3 |

$m^3$ reference to standard conditions, 20°C, 1013 mbar(a) and 0% relative water vapour pressure.
For performance figures at other purities and/or pressures, please contact Parker.

### Temperature Correction Factors

| °C | °F | 99.5% (0.5%) | 99.0% (1.0%) | 98.0% (2.0%) | 97.0% (3.0%) | 96.0% (4.0%) | 95.0% (5.0%) |
|---|---|---|---|---|---|---|---|
| **⩽10.0** | **50.0** | 0.9 | 0.90 | 0.90 | 0.90 | 0.90 | 0.90 |
| **20.0** | **68.0** | 1.00 | 1.00 | 1.00 | 1.00 | 1.00 | 1.00 |
| **30.0** | **86.0** | 1.00 | 1.00 | 1.00 | 1.00 | 1.00 | 1.00 |
| **40.0** | **104.0** | 0.60 | 0.80 | 1.00 | 1.00 | 1.10 | 1.10 |
| **50.0** | **122.0** | 0.60 | 0.80 | 1.00 | 1.10 | 1.10 | 1.20 |

### Product Image



### Operation Parameters

| | | |
|---|---|---|
| **Minimum Inlet Air Quality** | ISO 8573-1: 2010 Class 2.4.1 | |
| **Minimum Operating Pressure** | 4.0 bar(g) | 58.0 psi(g) |
| **Maximum Operating Pressure** | 8.0 bar(g) | 116.0 psi(g) |
| **Minimum Operating Temperature** | 5.0˚C | 41.0˚F |
| **Maximum Operating Temperature** | 50.0˚C | 122.0˚F |
| **Maximum Pressure Drop** | 0.8 bar(g) | 11.6 psi(g) |

### Material & Connections

| | |
|---|---|
| **Material** | Aluminium |
| **Coating** | None |
| **Compressed Air Inlet** | G¾" |
| **Exhaust** | G1" |
| **Nitrogen Outlet** | G¾" |

### Weight & Dimensions

| | | |
|---|---|---|
| **Weight** | 16.0 kg | 35.3 lbs |
| **Height** | 1705 mm | 67.1" |
| **Width** | 296 mm | 11.6" |
| **Depth** | 201 mm | 7.9" |

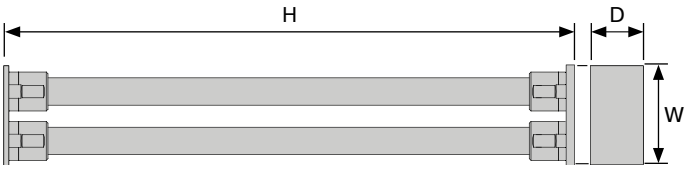

# DT1508

## Stainless steel nitrogen membrane module

### Minimum Outlet Flow Rate

| Inlet Pressure | | Purity (Remaining Oxygen Content) | | | | | | | | | | | |
|---|---|---|---|---|---|---|---|---|---|---|---|---|---|
| | | 99.5% (0.5%) | | 99.0% (1.0%) | | 98.0% (2.0%) | | 97.0% (3.0%) | | 96.0% (4.0%) | | 95.0% (5.0%) | |
| bar(g) | psi(g) | $m^3/hr$ | cfm | $m^3/hr$ | cfm | $m^3/hr$ | cfm | $m^3/hr$ | cfm | $m^3/hr$ | cfm | $m^3/hr$ | cfm |
| 5.0 | 72.5 | 4.6 | 2.7 | 7.2 | 4.2 | 12.4 | 7.3 | 16.9 | 9.9 | 21.5 | 12.7 | 26.0 | 15.3 |
| 6.0 | 87.0 | 6.0 | 3.5 | 9.4 | 5.5 | 16.2 | 9.5 | 2.1 | 1.2 | 28.1 | 16.5 | 34.0 | 20.0 |
| 7.0 | 101.5 | 7.0 | 4.1 | 11.0 | 6.5 | 19.0 | 11.2 | 26.0 | 15.3 | 33.0 | 19.4 | 40.0 | 23.5 |
| 8.0 | 116.0 | 8.4 | 4.9 | 13.2 | 7.8 | 22.8 | 13.4 | 31.2 | 18.4 | 39.6 | 23.3 | 48.0 | 28.3 |

$m^3$ reference to standard conditions, 20°C, 1013 mbar(a) and 0% relative water vapour pressure.
For performance figures at other purities and/or pressures, please contact Parker.

### Temperature Correction Factors

| °C | °F | 99.5% (0.5%) | 99.0% (1.0%) | 98.0% (2.0%) | 97.0% (3.0%) | 96.0% (4.0%) | 95.0% (5.0%) |
|---|---|---|---|---|---|---|---|
| ⩽10.0 | 50.0 | 0.9 | 0.90 | 0.90 | 0.90 | 0.90 | 0.90 |
| 20.0 | 68.0 | 1.00 | 1.00 | 1.00 | 1.00 | 1.00 | 1.00 |
| 30.0 | 86.0 | 1.00 | 1.00 | 1.00 | 1.00 | 1.00 | 1.00 |
| 40.0 | 104.0 | 0.60 | 0.80 | 1.00 | 1.00 | 1.10 | 1.10 |
| 50.0 | 122.0 | 0.60 | 0.80 | 1.00 | 1.10 | 1.10 | 1.20 |

### Product Image



### Operation Parameters

| | | |
|---|---|---|
| Minimum Inlet Air Quality | ISO 8573-1: 2010 Class 2.4.1 | |
| Minimum Operating Pressure | 4.0 bar(g) | 58.0 psi(g) |
| Maximum Operating Pressure | 8.0 bar(g) | 189.0 psi(g) |
| Minimum Operating Temperature | 5.0˚C | 41.0˚F |
| Maximum Operating Temperature | 50.0˚C | 122.0˚F |
| Maximum Pressure Drop | 0.8 bar(g) | 11.6 psi(g) |

### Material & Connections

| | |
|---|---|
| Material | Stainless Steel |
| Coating | None |
| Compressed Air Inlet | G¾" |
| Exhaust | G1" |
| Nitrogen Outlet | G¾" |

### Weight & Dimensions

| | | |
|---|---|---|
| Weight | 39.0 kg | 86.0 lbs |
| Height | 1705 mm | 67.1" |
| Width | 296 mm | 11.6" |
| Depth | 201 mm | 7.9" |



# DT1508

## Aluminium nitrogen membrane module

### Minimum Outlet Flow Rate

| Inlet Pressure | | Purity (Remaining Oxygen Content) | | | | | | | | | | | |
|---|---|---|---|---|---|---|---|---|---|---|---|---|---|
| | | 99.5% (0.5%) | | 99.0% (1.0%) | | 98.0% (2.0%) | | 97.0% (3.0%) | | 96.0% (4.0%) | | 95.0% (5.0%) | |
| bar(g) | psi(g) | $m^3/hr$ | cfm | $m^3/hr$ | cfm | $m^3/hr$ | cfm | $m^3/hr$ | cfm | $m^3/hr$ | cfm | $m^3/hr$ | cfm |
| 9.0 | 130.5 | 9.8 | 5.8 | 15.4 | 9.1 | 26.6 | 15.7 | 36.4 | 21.4 | 46.2 | 27.2 | 56.0 | 33.0 |
| 10.0 | 145.0 | 11.2 | 6.6 | 17.6 | 10.4 | 30.4 | 17.9 | 41.6 | 24.5 | 52.8 | 31.1 | 64.0 | 37.7 |
| 11.0 | 159.5 | 12.6 | 7.4 | 19.8 | 11.7 | 34.2 | 20.1 | 46.8 | 27.5 | 59.4 | 35.0 | 72.0 | 42.4 |
| 12.0 | 174.0 | 14.0 | 8.2 | 22.0 | 12.9 | 38.0 | 22.4 | 52.0 | 30.6 | 66.0 | 38.8 | 80.0 | 47.1 |
| 13.0 | 188.5 | 14.7 | 8.7 | 23.1 | 13.6 | 39.9 | 23.5 | 54.6 | 32.1 | 69.3 | 40.8 | 84.0 | 49.4 |

$m^3$ reference to standard conditions, 20°C, 1013 mbar(a) and 0% relative water vapour pressure.
For performance figures at other purities and/or pressures, please contact Parker.

### Temperature Correction Factors

| °C | °F | 99.5% (0.5%) | 99.0% (1.0%) | 98.0% (2.0%) | 97.0% (3.0%) | 96.0% (4.0%) | 95.0% (5.0%) |
|---|---|---|---|---|---|---|---|
| ⩽10.0 | 50.0 | 0.9 | 0.90 | 0.90 | 0.90 | 0.90 | 0.90 |
| 20.0 | 68.0 | 1.00 | 1.00 | 1.00 | 1.00 | 1.00 | 1.00 |
| 30.0 | 86.0 | 1.00 | 1.00 | 1.00 | 1.00 | 1.00 | 1.00 |
| 40.0 | 104.0 | 0.60 | 0.80 | 1.00 | 1.00 | 1.10 | 1.10 |
| 50.0 | 122.0 | 0.60 | 0.80 | 1.00 | 1.10 | 1.10 | 1.20 |

### Product Image



### Operation Parameters

| | | |
|---|---|---|
| Minimum Inlet Air Quality | ISO 8573-1: 2010 Class 2.4.1 | |
| Minimum Operating Pressure | 9.0 bar(g) | 130.5 psi(g) |
| Maximum Operating Pressure | 13.0 bar(g) | 189.0 psi(g) |
| Minimum Operating Temperature | 5.0˚C | 41.0˚F |
| Maximum Operating Temperature | 50.0˚C | 122.0˚F |
| Maximum Pressure Drop | 0.8 bar(g) | 11.6 psi(g) |

### Material & Connections

| | |
|---|---|
| Material | Aluminium |
| Coating | None |
| Compressed Air Inlet | G¾" |
| Exhaust | G1" |
| Nitrogen Outlet | G¾" |

### Weight & Dimensions

| | | |
|---|---|---|
| Weight | 16.0 kg | 35.3 lbs |
| Height | 1705 mm | 67.1" |
| Width | 296 mm | 11.6" |
| Depth | 201 mm | 7.9" |

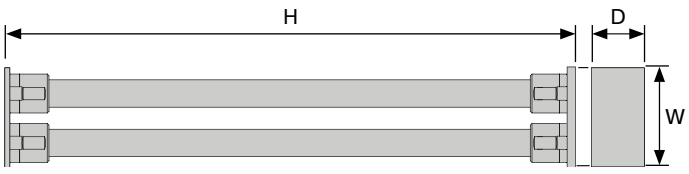

# DT1508

## Stainless steel nitrogen membrane module

### Minimum Outlet Flow Rate

| Inlet Pressure | | Purity (Remaining Oxygen Content) | | | | | | | | | | | |
|---|---|---|---|---|---|---|---|---|---|---|---|---|---|
| | | 99.5% (0.5%) | | 99.0% (1.0%) | | 98.0% (2.0%) | | 97.0% (3.0%) | | 96.0% (4.0%) | | 95.0% (5.0%) | |
| bar(g) | psi(g) | $m^3/hr$ | cfm | $m^3/hr$ | cfm | $m^3/hr$ | cfm | $m^3/hr$ | cfm | $m^3/hr$ | cfm | $m^3/hr$ | cfm |
| **9.0** | **130.5** | 9.8 | 5.8 | 15.4 | 9.1 | 26.6 | 15.7 | 36.4 | 21.4 | 46.2 | 27.2 | 56.0 | 33.0 |
| **10.0** | **145.0** | 11.2 | 6.6 | 17.6 | 10.4 | 30.4 | 17.9 | 41.6 | 24.5 | 52.8 | 31.1 | 64.0 | 37.7 |
| **11.0** | **159.5** | 12.6 | 7.4 | 19.8 | 11.7 | 34.2 | 20.1 | 46.8 | 27.5 | 59.4 | 35.0 | 72.0 | 42.4 |
| **12.0** | **174.0** | 14.0 | 8.2 | 22.0 | 12.9 | 38.0 | 22.4 | 52.0 | 30.6 | 66.0 | 38.8 | 80.0 | 47.1 |
| **13.0** | **188.5** | 14.7 | 8.7 | 23.1 | 13.6 | 39.9 | 23.5 | 54.6 | 32.1 | 69.3 | 40.8 | 84.0 | 49.4 |

$m^3$ reference to standard conditions, 20°C, 1013 mbar(a) and 0% relative water vapour pressure.
For performance figures at other purities and/or pressures, please contact Parker.

### Temperature Correction Factors

| °C | °F | 99.5% (0.5%) | 99.0% (1.0%) | 98.0% (2.0%) | 97.0% (3.0%) | 96.0% (4.0%) | 95.0% (5.0%) |
|---|---|---|---|---|---|---|---|
| **⩽10.0** | **50.0** | 0.9 | 0.90 | 0.90 | 0.90 | 0.90 | 0.90 |
| **20.0** | **68.0** | 1.00 | 1.00 | 1.00 | 1.00 | 1.00 | 1.00 |
| **30.0** | **86.0** | 1.00 | 1.00 | 1.00 | 1.00 | 1.00 | 1.00 |
| **40.0** | **104.0** | 0.60 | 0.80 | 1.00 | 1.00 | 1.10 | 1.10 |
| **50.0** | **122.0** | 0.60 | 0.80 | 1.00 | 1.10 | 1.10 | 1.20 |

### Product Image



### Operation Parameters

| | | |
|---|---|---|
| **Minimum Inlet Air Quality** | ISO 8573-1: 2010 Class 2.4.1 | |
| **Minimum Operating Pressure** | 9.0 bar(g) | 130.5 psi(g) |
| **Maximum Operating Pressure** | 13.0 bar(g) | 189.0 psi(g) |
| **Minimum Operating Temperature** | 5.0°C | 41.0°F |
| **Maximum Operating Temperature** | 50.0°C | 122.0°F |
| **Maximum Pressure Drop** | 0.8 bar(g) | 11.6 psi(g) |

### Material & Connections

| | |
|---|---|
| **Material** | Stainless Steel |
| **Coating** | None |
| **Compressed Air Inlet** | G¾" |
| **Exhaust** | G1" |
| **Nitrogen Outlet** | G¾" |

### Weight & Dimensions

| | | |
|---|---|---|
| **Weight** | 39.0 kg | 86.0 lbs |
| **Height** | 1705 mm | 67.1" |
| **Width** | 296 mm | 11.6" |
| **Depth** | 201 mm | 7.9" |

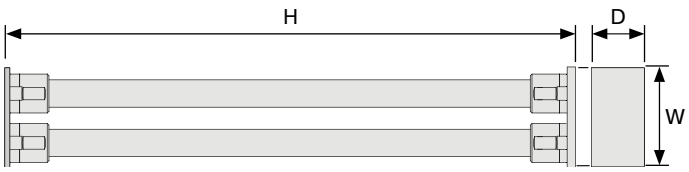

# SA1508

## Aluminium nitrogen membrane module

### Nominal Outlet Flow Rate

| Inlet Pressure | | Purity (Remaining Oxygen Content) | | | | | | | | | | | |
|---|---|---|---|---|---|---|---|---|---|---|---|---|---|
| | | 99.5% (0.5%) | | 99.0% (1.0%) | | 98.0% (2.0%) | | 97.0% (3.0%) | | 96.0% (4.0%) | | 95.0% (5.0%) | |
| bar(g) | psi(g) | $m^3/hr$ | cfm | $m^3/hr$ | cfm | $m^3/hr$ | cfm | $m^3/hr$ | cfm | $m^3/hr$ | cfm | $m^3/hr$ | cfm |
| **4.0** | **58.0** | 2.8 | 1.6 | 4.0 | 2.4 | 5.7 | 3.4 | 7.1 | 4.2 | 9.5 | 5.6 | 10.9 | 6.4 |
| **5.0** | **72.5** | 3.7 | 2.2 | 5.3 | 3.1 | 7.9 | 4.6 | 10.2 | 6.0 | 12.8 | 7.5 | 15.2 | 8.9 |
| **6.0** | **87.0** | 4.7 | 2.8 | 7.0 | 4.1 | 10.2 | 6.0 | 13.0 | 7.7 | 15.7 | 9.2 | 20.5 | 12.1 |
| **7.0** | **101.5** | 6.1 | 3.6 | 8.5 | 5.0 | 12.3 | 7.2 | 16.5 | 9.7 | 19.5 | 11.5 | 24.3 | 14.3 |
| **8.0** | **116.0** | 6.9 | 4.1 | 9.7 | 5.7 | 14.3 | 8.4 | 19.2 | 11.3 | 23.3 | 13.7 | 28.1 | 16.5 |
| **9.0** | **130.5** | 7.8 | 4.6 | 11.1 | 6.5 | 17.0 | 10.0 | 21.2 | 12.5 | 27.0 | 15.9 | 32.2 | 19.0 |
| **10.0** | **145.0** | 8.6 | 5.1 | 12.6 | 7.4 | 18.5 | 10.9 | 23.3 | 13.7 | 30.2 | 17.8 | 37.4 | 22.0 |
| **11.0** | **159.5** | 9.6 | 5.7 | 14.2 | 8.4 | 20.7 | 12.2 | 25.4 | 14.9 | 33.0 | 19.4 | 41.0 | 24.1 |
| **12.0** | **174.0** | 10.5 | 6.2 | 15.2 | 8.9 | 22.9 | 13.5 | 28.5 | 16.8 | 36.6 | 21.5 | 45.6 | 26.8 |
| **13.0** | **188.5** | 11.3 | 6.7 | 16.3 | 9.6 | 24.9 | 14.7 | 31.6 | 18.6 | 39.5 | 23.2 | 48.8 | 28.7 |

$m^3$ reference to standard conditions, 20°C, 1013 mbar(a) and 0% relative water vapour pressure.
For performance figures at other purities and/or pressures, please contact Parker.

### Temperature Correction Factors

| °C | °F | 99.5% (0.5%) | 99.0% (1.0%) | 98.0% (2.0%) | 97.0% (3.0%) | 96.0% (4.0%) | 95.0% (5.0%) |
|---|---|---|---|---|---|---|---|
| **5.0** | **41.0** | - | - | 0.90 | 0.90 | 0.90 | 0.90 |
| **⩽10.0** | **50.0** | - | - | 0.95 | 0.95 | 0.95 | 0.95 |
| **20.0** | **68.0** | 1.00 | 1.00 | 1.00 | 1.00 | 1.00 | 1.00 |
| **30.0** | **86.0** | 1.00 | 1.03 | 1.05 | 1.05 | 1.05 | 1.05 |
| **40.0** | **104.0** | 1.0 | 1.05 | 1.10 | 1.10 | 1.10 | 1.10 |
| **50.0** | **122.0** | 1.0 | 1.05 | 1.10 | 1.10 | 1.15 | 1.15 |

### Product Image



### Operation Parameters

| | | |
|---|---|---|
| **Minimum Inlet Air Quality** | ISO 8573-1: 2010 Class 2.4.1 | |
| **Minimum Operating Pressure** | 4.0 bar(g) | 58.0 psi(g) |
| **Maximum Operating Pressure** | 13.0 bar(g) | 189.0 psi(g) |
| **Minimum Operating Temperature** | 5.0˚C | 41.0˚F |
| **Maximum Operating Temperature** | 50.0˚C | 122.0˚F |
| **Maximum Pressure Drop** | 0.2 bar(g) | 2.9 psi(g) |

### Material & Connections

| | |
|---|---|
| **Material** | Aluminium |
| **Coating** | Powder Coated (Quartz Grey) |
| **Compressed Air Inlet** | G¾" |
| **Exhaust** | G1" |
| **Nitrogen Outlet** | G¾" |

### Weight & Dimensions

| | | |
|---|---|---|
| **Weight** | 6.8 kg | 15.0 lbs |
| **Height** | 1655 mm | 65.2" |
| **Diameter** | 144 mm | 5.7" |

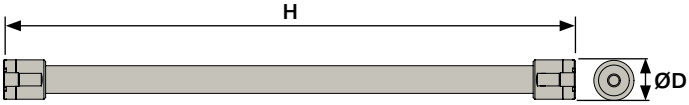

# SA1508

## Stainless steel nitrogen membrane module

### Nominal Outlet Flow Rate

| Inlet Pressure | | Purity (Remaining Oxygen Content) | | | | | | | | | | | |
|---|---|---|---|---|---|---|---|---|---|---|---|---|---|
| | | 99.5% (0.5%) | | 99.0% (1.0%) | | 98.0% (2.0%) | | 97.0% (3.0%) | | 96.0% (4.0%) | | 95.0% (5.0%) | |
| bar(g) | psi(g) | $m^3/hr$ | cfm | $m^3/hr$ | cfm | $m^3/hr$ | cfm | $m^3/hr$ | cfm | $m^3/hr$ | cfm | $m^3/hr$ | cfm |
| **4.0** | **58.0** | 2.8 | 1.6 | 4.0 | 2.4 | 5.7 | 3.4 | 7.1 | 4.2 | 9.5 | 5.6 | 10.9 | 6.4 |
| **5.0** | **72.5** | 3.7 | 2.2 | 5.3 | 3.1 | 7.9 | 4.6 | 10.2 | 6.0 | 12.8 | 7.5 | 15.2 | 8.9 |
| **6.0** | **87.0** | 4.7 | 2.8 | 7.0 | 4.1 | 10.2 | 6.0 | 13.0 | 7.7 | 15.7 | 9.2 | 20.5 | 12.1 |
| **7.0** | **101.5** | 6.1 | 3.6 | 8.5 | 5.0 | 12.3 | 7.2 | 16.5 | 9.7 | 19.5 | 11.5 | 24.3 | 14.3 |
| **8.0** | **116.0** | 6.9 | 4.1 | 9.7 | 5.7 | 14.3 | 8.4 | 19.2 | 11.3 | 23.3 | 13.7 | 28.1 | 16.5 |
| **9.0** | **130.5** | 7.8 | 4.6 | 11.1 | 6.5 | 17.0 | 10.0 | 21.2 | 12.5 | 27.0 | 15.9 | 32.2 | 19.0 |
| **10.0** | **145.0** | 8.6 | 5.1 | 12.6 | 7.4 | 18.5 | 10.9 | 23.3 | 13.7 | 30.2 | 17.8 | 37.4 | 22.0 |
| **11.0** | **159.5** | 9.6 | 5.7 | 14.2 | 8.4 | 20.7 | 12.2 | 25.4 | 14.9 | 33.0 | 19.4 | 41.0 | 24.1 |
| **12.0** | **174.0** | 10.5 | 6.2 | 15.2 | 8.9 | 22.9 | 13.5 | 28.5 | 16.8 | 36.6 | 21.5 | 45.6 | 26.8 |
| **13.0** | **188.5** | 11.3 | 6.7 | 16.3 | 9.6 | 24.9 | 14.7 | 31.6 | 18.6 | 39.5 | 23.2 | 48.8 | 28.7 |

$m^3$ reference to standard conditions, 20°C, 1013 mbar(a) and 0% relative water vapour pressure.
For performance figures at other purities and/or pressures, please contact Parker.

### Temperature Correction Factors

| °C | °F | 99.5% (0.5%) | 99.0% (1.0%) | 98.0% (2.0%) | 97.0% (3.0%) | 96.0% (4.0%) | 95.0% (5.0%) |
|---|---|---|---|---|---|---|---|
| **5.0** | **41.0** | - | - | 0.90 | 0.90 | 0.90 | 0.90 |
| **⩽10.0** | **50.0** | - | - | 0.95 | 0.95 | 0.95 | 0.95 |
| **20.0** | **68.0** | 1.00 | 1.00 | 1.00 | 1.00 | 1.00 | 1.00 |
| **30.0** | **86.0** | 1.00 | 1.03 | 1.05 | 1.05 | 1.05 | 1.05 |
| **40.0** | **104.0** | 1.0 | 1.05 | 1.10 | 1.10 | 1.10 | 1.10 |
| **50.0** | **122.0** | 1.0 | 1.05 | 1.10 | 1.10 | 1.15 | 1.15 |

### Product Image



### Operation Parameters

| | | |
|---|---|---|
| **Minimum Inlet Air Quality** | ISO 8573-1: 2010 Class 2.4.1 | |
| **Minimum Operating Pressure** | 4.0 bar(g) | 58.0 psi(g) |
| **Maximum Operating Pressure** | 13.0 bar(g) | 189.0 psi(g) |
| **Minimum Operating Temperature** | 5.0˚C | 41.0˚F |
| **Maximum Operating Temperature** | 50.0˚C | 122.0˚F |
| **Maximum Pressure Drop** | 0.2 bar(g) | 2.9 psi(g) |

### Material & Connections

| | |
|---|---|
| **Material** | Stainless Steel |
| **Coating** | None |
| **Compressed Air Inlet** | G¾" |
| **Exhaust** | G1" |
| **Nitrogen Outlet** | G¾" |

### Weight & Dimensions

| | | |
|---|---|---|
| **Weight** | 18.0 kg | 39.7 lbs |
| **Height** | 1655 mm | 65.2" |
| **Diameter** | 144 mm | 5.7" |



# ST6010

## Aluminium nitrogen membrane module

### Minimum Outlet Flow Rate

| Inlet Pressure | | Purity (Remaining Oxygen Content) | | | | | | | | | |
|---|---|---|---|---|---|---|---|---|---|---|---|
| | | 99.0% (1.0%) | | 98.0% (2.0%) | | 97.0% (3.0%) | | 96.0% (4.0%) | | 95.0% (5.0%) | |
| bar(g) | psi(g) | $m^3/hr$ | cfm | $m^3/hr$ | cfm | $m^3/hr$ | cfm | $m^3/hr$ | cfm | $m^3/hr$ | cfm |
| **5.0** | **72.5** | 2.8 | 1.6 | 4.5 | 2.7 | 6.2 | 3.6 | 7.9 | 4.6 | 9.7 | 5.7 |
| **6.0** | **87.0** | 3.4 | 2.0 | 5.9 | 3.5 | 8.0 | 4.7 | 10.2 | 6.0 | 12.8 | 7.5 |
| **7.0** | **101.5** | 4.0 | 2.3 | 6.9 | 4.1 | 9.4 | 5.5 | 12.0 | 7.1 | 14.9 | 8.8 |
| **8.0** | **116.0** | 4.5 | 2.7 | 7.9 | 4.6 | 10.7 | 6.3 | 13.7 | 8.1 | 17.1 | 10.1 |
| **9.0** | **130.5** | 5.4 | 3.2 | 9.0 | 5.3 | 12.3 | 7.2 | 15.7 | 9.2 | 19.2 | 11.3 |
| **10.0** | **145.0** | 5.7 | 3.3 | 9.9 | 5.8 | 13.4 | 7.9 | 17.1 | 10.1 | 21.3 | 12.5 |
| **11.0** | **159.5** | 6.2 | 3.7 | 10.8 | 6.4 | 14.8 | 8.7 | 18.9 | 11.1 | 23.6 | 13.9 |
| **12.0** | **174.0** | 6.8 | 4.0 | 11.7 | 6.9 | 16.2 | 9.5 | 20.8 | 12.2 | 25.8 | 15.2 |

$m^3$ reference to standard conditions, 20°C, 1013 mbar(a) and 0% relative water vapour pressure.
For performance figures at other purities and/or pressures, please contact Parker.

### Temperature Correction Factors

| °C | °F | 99.0% (1.0%) | 98.0% (2.0%) | 97.0% (3.0%) | 96.0% (4.0%) | 95.0% (5.0%) |
|---|---|---|---|---|---|---|
| **⩽10.0** | **50.0** | 0.90 | 0.90 | 0.90 | 0.90 | 0.90 |
| **20.0** | **68.0** | 1.00 | 1.00 | 1.00 | 1.00 | 1.00 |
| **30.0** | **86.0** | 1.00 | 1.00 | 1.00 | 1.00 | 1.00 |
| **40.0** | **104.0** | 0.80 | 1.00 | 1.00 | 1.10 | 1.10 |
| **50.0** | **122.0** | 0.80 | 1.00 | 1.10 | 1.10 | 1.20 |

### Product Image



### Operation Parameters

| | | |
|---|---|---|
| **Minimum Inlet Air Quality** | ISO 8573-1: 2010 Class 2.4.1 | |
| **Minimum Operating Pressure** | 4.0 bar(g) | 58.0 psi(g) |
| **Maximum Operating Pressure** | 12.0 bar(g) | 174.0 psi(g) |
| **Minimum Operating Temperature** | 5.0˚C | 41.0˚F |
| **Maximum Operating Temperature** | 50.0˚C | 122.0˚F |
| **Maximum Pressure Drop** | 0.3 bar(g) | 4.3 psi(g) |

### Material & Connections

| | |
|---|---|
| **Material** | Aluminium |
| **Coating** | None |
| **Compressed Air Inlet** | G1” |
| **Exhaust** | G1” |
| **Nitrogen Outlet** | G1” |

### Weight & Dimensions

| | | |
|---|---|---|
| **Weight** | 8.1 kg | 17.9 lbs |
| **Height** | 736 mm | 29.0" |
| **Diameter** | 139 mm | 5.5” |



# SA15015

## Aluminium nitrogen membrane module

### Nominal Outlet Flow Rate

| Inlet Pressure | | 99.0% (1.0%) | | 98.0% (2.0%) | | 97.0% (3.0%) | | 96.0% (4.0%) | | 95.0% (5.0%) | |
|---|---|---|---|---|---|---|---|---|---|---|---|
| bar(g) | psi(g) | $m^3/hr$ | cfm | $m^3/hr$ | cfm | $m^3/hr$ | cfm | $m^3/hr$ | cfm | $m^3/hr$ | cfm |
| **4.0** | **58.0** | 21.8 | 12.8 | 29.6 | 17.4 | 37.4 | 22.0 | 48.4 | 28.5 | 59.5 | 35.0 |
| **5.0** | **72.5** | 29.5 | 17.4 | 42.5 | 25.0 | 55.5 | 32.7 | 69.4 | 40.8 | 83.2 | 49.0 |
| **6.0** | **87.0** | 36.8 | 21.7 | 54.6 | 32.1 | 72.3 | 42.6 | 89.1 | 52.4 | 105.9 | 62.3 |
| **7.0** | **101.5** | 43.9 | 25.8 | 65.8 | 38.7 | 87.8 | 51.7 | 107.8 | 63.4 | 127.7 | 75.2 |
| **8.0** | **116.0** | 50.7 | 29.8 | 76.3 | 44.9 | 102.0 | 60.0 | 125.3 | 73.7 | 148.6 | 87.5 |
| **9.0** | **130.5** | 57.2 | 33.7 | 86.0 | 50.6 | 114.8 | 67.6 | 141.6 | 83.3 | 168.5 | 99.2 |
| **10.0** | **145.0** | 63.3 | 37.3 | 94.8 | 55.8 | 126.4 | 74.4 | 156.9 | 92.3 | 187.4 | 110.3 |
| **11.0** | **159.5** | 69.2 | 40.7 | 102.9 | 60.6 | 136.6 | 80.4 | 171.0 | 100.6 | 205.4 | 120.9 |
| **12.0** | **174.0** | 74.8 | 44.0 | 110.1 | 64.8 | 145.5 | 85.6 | 183.9 | 108.2 | 222.4 | 130.9 |
| **13.0** | **188.5** | 80.1 | 47.1 | 116.6 | 68.6 | 153.1 | 90.1 | 195.8 | 115.2 | 238.5 | 140.4 |

$m^3$ reference to standard conditions, 20°C, 1013 mbar(a) and 0% relative water vapour pressure.
For performance figures at other purities and/or pressures, please contact Parker.

### Temperature Correction Factors

| °C | °F | 99.5% (0.5%) | 99.0% (1.0%) | 98.0% (2.0%) | 97.0% (3.0%) | 96.0% (4.0%) | 95.0% (5.0%) |
|---|---|---|---|---|---|---|---|
| **5.0** | **41.0** | - | - | 0.90 | 0.90 | 0.90 | 0.90 |
| **⩽10.0** | **50.0** | - | - | 0.95 | 0.95 | 0.95 | 0.95 |
| **20.0** | **68.0** | 1.00 | 1.00 | 1.00 | 1.00 | 1.00 | 1.00 |
| **30.0** | **86.0** | 1.00 | 1.03 | 1.05 | 1.05 | 1.05 | 1.05 |
| **40.0** | **104.0** | 1.0 | 1.05 | 1.10 | 1.10 | 1.10 | 1.10 |
| **50.0** | **122.0** | 1.0 | 1.05 | 1.10 | 1.10 | 1.15 | 1.15 |

### Product Image



### Operation Parameters

| | | |
|---|---|---|
| **Minimum Inlet Air Quality** | ISO 8573-1: 2010 Class 2.4.1 | |
| **Minimum Operating Pressure** | 4.0 bar(g) | 58.0 psi(g) |
| **Maximum Operating Pressure** | 13.0 bar(g) | 189.0 psi(g) |
| **Minimum Operating Temperature** | 5.0˚C | 41.0˚F |
| **Maximum Operating Temperature** | 60.0˚C | 140.0˚F |
| **Maximum Pressure Drop** | 0.2 bar(g) | 2.9 psi(g) |

### Material & Connections

| | |
|---|---|
| **Material** | Aluminium |
| **Coating** | Sulfuric Anodizing |
| **Compressed Air Inlet** | G1½" |
| **Exhaust** | G1¾" x 2 |
| **Nitrogen Outlet** | G1½" |

### Weight & Dimensions

| | | |
|---|---|---|
| **Weight** | 22.2 kg | 48.9 lbs |
| **Height** | 1750 mm | 68.9" |
| **Diameter** | 256 mm | 10.0" |

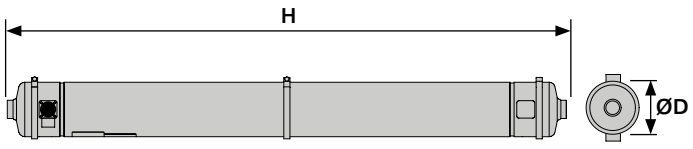

# NFM100-C

## Aluminium nitrogen membrane cartridge

### Minimum Outlet Flow Rate

| Inlet Pressure | | Purity (Remaining Oxygen Content) | | | | | | | | | | | |
|---|---|---|---|---|---|---|---|---|---|---|---|---|---|
| | | 99.5% (0.5%) | | 99.0% (1.0%) | | 98.0% (2.0%) | | 97.0% (3.0%) | | 96.0% (4.0%) | | 95.0% (5.0%) | |
| bar(g) | psi(g) | $m^3/hr$ | cfm | $m^3/hr$ | cfm | $m^3/hr$ | cfm | $m^3/hr$ | cfm | $m^3/hr$ | cfm | $m^3/hr$ | cfm |
| **5.0** | **72.5** | 14.1 | 8.3 | 21.4 | 12.6 | 32.6 | 19.2 | 43.2 | 25.4 | 53.7 | 31.6 | 64.8 | 38.1 |
| **6.0** | **87.0** | 18.2 | 10.7 | 27.4 | 16.1 | 41.8 | 24.6 | 55.2 | 32.5 | 68.6 | 40.4 | 83.1 | 48.9 |
| **7.0** | **101.5** | 22.3 | 13.1 | 33.6 | 19.8 | 51.0 | 30.0 | 67.3 | 39.6 | 83.9 | 49.4 | 101.7 | 59.8 |
| **8.0** | **116.0** | 26.2 | 15.4 | 39.6 | 23.3 | 60.2 | 35.4 | 79.5 | 46.8 | 99.4 | 58.5 | 120.2 | 70.7 |
| **9.0** | **130.5** | 30.2 | 17.8 | 45.6 | 26.8 | 69.3 | 40.8 | 91.8 | 54.0 | 114.5 | 67.4 | 138.6 | 81.6 |
| **10.0** | **145.0** | 34.0 | 20.0 | 51.4 | 30.2 | 78.2 | 46.0 | 103.8 | 61.1 | 129.5 | 76.2 | 156.2 | 91.9 |
| **11.0** | **159.5** | 38.2 | 22.5 | 57.6 | 33.9 | 87.5 | 51.5 | 115.9 | 68.2 | 144.6 | 85.1 | 174.6 | 102.8 |
| **12.0** | **174.0** | 42.2 | 24.8 | 63.6 | 37.4 | 96.6 | 56.9 | 128.0 | 75.3 | 159.7 | 94.0 | 192.8 | 113.5 |
| **13.0** | **188.5** | 46.2 | 27.2 | 69.6 | 41.0 | 105.7 | 62.2 | 140.1 | 82.4 | 174.8 | 102.9 | 211.1 | 124.2 |

$m^3$ reference to standard conditions, 20°C, 1013mbar(a) and 0% relative water vapour pressure
For performance figures at other purities and/or pressures, please contact Parker.

### Temperature Correction Factors

| °C | °F | 99.5% | 99.0% | 98.0% | 97.0% | 96.0% | 95.0% |
|---|---|---|---|---|---|---|---|
| **5.0** | **41.0** | 0.95 | 0.90 | 0.90 | 0.90 | 0.90 | 0.90 |
| **10.0** | **50.0** | 0.97 | 0.95 | 0.95 | 0.95 | 0.95 | 0.95 |
| **20.0** | **68.0** | 1.00 | 1.00 | 1.00 | 1.00 | 1.00 | 1.00 |
| **30.0** | **86.0** | 1.00 | 1.03 | 1.05 | 1.05 | 1.05 | 1.05 |
| **40.0** | **104.0** | 1.00 | 1.05 | 1.10 | 1.10 | 1.10 | 1.10 |
| **50.0** | **122.0** | 1.00 | 1.05 | 1.10 | 1.10 | 1.15 | 1.10 |
| **60.0** | **140.0** | 1.10 | 1.15 | 1.20 | 1.20 | 1.25 | 1.20 |

### Product Image



### Operation Parameters

| | | |
|---|---|---|
| **Minimum Inlet Air Quality** | ISO 8573-1: 2010 Class 2.4.1 | |
| **Minimum Operating Pressure** | 5.0 bar(g) | 72.5 psi(g) |
| **Maximum Operating Pressure** | 13.0 bar(g) | 188.5 psi(g) |
| **Minimum Operating Temperature** | 5.0°C | 41.0°F |
| **Maximum Operating Temperature** | 65.0°C | 149.0°F |
| **Maximum Pressure Drop** | 0.2 bar(g) | 2.9 psi(g) |

### Material & Connections

| | |
|---|---|
| **Material** | Aluminium |
| **Coating** | None |
| **Compressed Air Inlet** | N/A |
| **Exhaust** | N/A |
| **Nitrogen Outlet** | N/A |

### Weight & Dimensions

| | | |
|---|---|---|
| **Weight** | 11 kg | 24.3 lbs |
| **Height** | 1653.2 mm | 65.1" |
| **Diameter** | 152.4 mm | 6.0" |

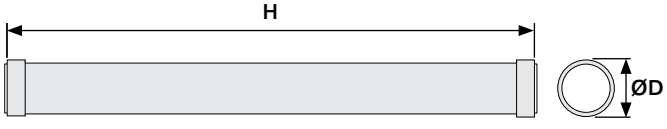

# NFM100-S

## Aluminium nitrogen membrane module

### Minimum Outlet Flow Rate

| Inlet Pressure | | Purity (Remaining Oxygen Content) | | | | | | | | | | | |
|---|---|---|---|---|---|---|---|---|---|---|---|---|---|
| | | 99.5% (0.5%) | | 99.0% (1.0%) | | 98.0% (2.0%) | | 97.0% (3.0%) | | 96.0% (4.0%) | | 95.0% (5.0%) | |
| bar(g) | psi(g) | $m^3/hr$ | cfm | $m^3/hr$ | cfm | $m^3/hr$ | cfm | $m^3/hr$ | cfm | $m^3/hr$ | cfm | $m^3/hr$ | cfm |
| 5.0 | 72.5 | 14.1 | 8.3 | 21.4 | 12.6 | 32.6 | 19.2 | 43.2 | 25.4 | 53.7 | 31.6 | 64.8 | 38.1 |
| 6.0 | 87.0 | 18.2 | 10.7 | 27.4 | 16.1 | 41.8 | 24.6 | 55.2 | 32.5 | 68.6 | 40.4 | 83.1 | 48.9 |
| 7.0 | 101.5 | 22.3 | 13.1 | 33.6 | 19.8 | 51.0 | 30.0 | 67.3 | 39.6 | 83.9 | 49.4 | 101.7 | 59.8 |
| 8.0 | 116.0 | 26.2 | 15.4 | 39.6 | 23.3 | 60.2 | 35.4 | 79.5 | 46.8 | 99.4 | 58.5 | 120.2 | 70.7 |
| 9.0 | 130.5 | 30.2 | 17.8 | 45.6 | 26.8 | 69.3 | 40.8 | 91.8 | 54.0 | 114.5 | 67.4 | 138.6 | 81.6 |
| 10.0 | 145.0 | 34.0 | 20.0 | 51.4 | 30.2 | 78.2 | 46.0 | 103.8 | 61.1 | 129.5 | 76.2 | 156.2 | 91.9 |
| 11.0 | 159.5 | 38.2 | 22.5 | 57.6 | 33.9 | 87.5 | 51.5 | 115.9 | 68.2 | 144.6 | 85.1 | 174.6 | 102.8 |
| 12.0 | 174.0 | 42.2 | 24.8 | 63.6 | 37.4 | 96.6 | 56.9 | 128.0 | 75.3 | 159.7 | 94.0 | 192.8 | 113.5 |
| 13.0 | 188.5 | 46.2 | 27.2 | 69.6 | 41.0 | 105.7 | 62.2 | 140.1 | 82.4 | 174.8 | 102.9 | 211.1 | 124.2 |

$m^3$ reference to standard conditions, 20°C, 1013mbar(a) and 0% relative water vapour pressure
For performance figures at other purities and/or pressures, please contact Parker.

### Temperature Correction Factors

| °C | °F | 99.5% | 99.0% | 98.0% | 97.0% | 96.0% | 95.0% |
|---|---|---|---|---|---|---|---|
| 5.0 | 41.0 | 0.95 | 0.90 | 0.90 | 0.90 | 0.90 | 0.90 |
| 10.0 | 50.0 | 0.97 | 0.95 | 0.95 | 0.95 | 0.95 | 0.95 |
| 20.0 | 68.0 | 1.00 | 1.00 | 1.00 | 1.00 | 1.00 | 1.00 |
| 30.0 | 86.0 | 1.00 | 1.03 | 1.05 | 1.05 | 1.05 | 1.05 |
| 40.0 | 104.0 | 1.00 | 1.05 | 1.10 | 1.10 | 1.10 | 1.10 |
| 50.0 | 122.0 | 1.00 | 1.05 | 1.10 | 1.10 | 1.15 | 1.10 |
| 60.0 | 140.0 | 1.10 | 1.15 | 1.20 | 1.20 | 1.25 | 1.20 |

### Product Image



### Operation Parameters

| | | |
|---|---|---|
| Minimum Inlet Air Quality | ISO 8573-1: 2010 Class 2.4.1 | |
| Minimum Operating Pressure | 5.0 bar(g) | 72.5 psi(g) |
| Maximum Operating Pressure | 13.0 bar(g) | 188.5 psi(g) |
| Minimum Operating Temperature | 5.0°C | 41.0°F |
| Maximum Operating Temperature | 65.0°C | 149.0°F |
| Maximum Pressure Drop | 0.2 bar(g) | 2.9 psi(g) |

### Material & Connections

| | |
|---|---|
| Material | 316L Stainless Steel |
| Coating | None |
| Compressed Air Inlet | 1½" NPT / 2" Victaulic |
| Exhaust | 3" Victaulic |
| Nitrogen Outlet | 1½" NPT / 2" Victaulic |

### Weight & Dimensions

| | | |
|---|---|---|
| Weight | 45.0 kg | 99.2 lbs |
| Height | 1791.1 mm | 70.5" |
| Diameter | 188.0 mm | 7.4" |



# ST15020

## Aluminium nitrogen membrane module

### Minimum Outlet Flow Rate

| Inlet Pressure | | Purity (Remaining Oxygen Content) | | | | | | | | | |
|---|---|---|---|---|---|---|---|---|---|---|---|
| | | 99.0% (1.0%) | | 98.0% (2.0%) | | 97.0% (3.0%) | | 96.0% (4.0%) | | 95.0% (5.0%) | |
| bar(g) | psi(g) | $m^3/hr$ | cfm | $m^3/hr$ | cfm | $m^3/hr$ | cfm | $m^3/hr$ | cfm | $m^3/hr$ | cfm |
| **5.0** | **72.5** | 35.0 | 20.6 | 58.0 | 34.1 | 78.0 | 45.9 | 105.0 | 61.8 | 131.0 | 77.1 |
| **6.0** | **87.0** | 46.0 | 27.1 | 75.0 | 44.1 | 103.0 | 60.6 | 137.0 | 80.6 | 171.0 | 100.6 |
| **7.0** | **101.5** | 54.0 | 31.8 | 89.0 | 52.4 | 121.0 | 71.2 | 161.0 | 94.8 | 201.0 | 118.3 |
| **8.0** | **116.0** | 59.0 | 34.7 | 97.0 | 57.1 | 133.0 | 78.3 | 177.0 | 104.2 | 221.0 | 130.1 |

$m^3$ reference to standard conditions, 20°C, 1013 mbar(a) and 0% relative water vapour pressure.
For performance figures at other purities and/or pressures, please contact Parker.

### Temperature Correction Factors

| °C | °F | 99.0% (1.0%) | 98.0% (2.0%) | 97.0% (3.0%) | 96.0% (4.0%) | 95.0% (5.0%) |
|---|---|---|---|---|---|---|
| **⩽10.0** | **50.0** | 0.90 | 0.90 | 0.90 | 0.90 | 0.90 |
| **20.0** | **68.0** | 1.00 | 1.00 | 1.00 | 1.00 | 1.00 |
| **30.0** | **86.0** | 1.00 | 1.00 | 1.00 | 1.00 | 1.00 |
| **40.0** | **104.0** | 0.80 | 1.00 | 1.00 | 1.10 | 1.10 |
| **50.0** | **122.0** | 0.80 | 1.00 | 1.10 | 1.10 | 1.20 |

### Product Image



### Operation Parameters

| | | |
|---|---|---|
| **Minimum Inlet Air Quality** | ISO 8573-1: 2010 Class 2.4.1 | |
| **Minimum Operating Pressure** | 4.0 bar(g) | 58.0 psi(g) |
| **Maximum Operating Pressure** | 8.0 bar(g) | 116.0 psi(g) |
| **Minimum Operating Temperature** | 5.0˚C | 41.0˚F |
| **Maximum Operating Temperature** | 50.0˚C | 122.0˚F |
| **Maximum Pressure Drop** | 0.3 bar(g) | 4.3 psi(g) |

### Material & Connections

| | |
|---|---|
| **Material** | Aluminium |
| **Coating** | None |
| **Compressed Air Inlet** | G2½" |
| **Exhaust** | 100 mm ØD |
| **Nitrogen Outlet** | G2½" |

### Weight & Dimensions

| | | |
|---|---|---|
| **Weight** | 4.6 kg | 101 lbs |
| **Height** | 1740 mm | 68.5" |
| **Diameter** | 280 mm | 11.0" |



# SA15020

## Aluminium nitrogen membrane module

### Nominal Outlet Flow Rate

| Inlet Pressure | | Purity (Remaining Oxygen Content) | | | | | | | | | | | |
|---|---|---|---|---|---|---|---|---|---|---|---|---|---|
| | | 99.5% (0.5%) | | 99.0% (1.0%) | | 98.0% (2.0%) | | 97.0% (3.0%) | | 96.0% (4.0%) | | 95.0% (5.0%) | |
| bar(g) | psi(g) | $m^3/hr$ | cfm | $m^3/hr$ | cfm | $m^3/hr$ | cfm | $m^3/hr$ | cfm | $m^3/hr$ | cfm | $m^3/hr$ | cfm |
| **4.0** | **58.0** | 17.0 | 10.0 | 25.0 | 14.7 | 36.0 | 21.2 | 47.0 | 27.7 | 57.0 | 33.5 | 70.0 | 41.2 |
| **5.0** | **72.5** | 23.0 | 13.5 | 33.0 | 19.4 | 49.0 | 28.8 | 66.0 | 38.8 | 82.0 | 48.3 | 93.0 | 54.7 |
| **6.0** | **87.0** | 29.0 | 17.1 | 43.0 | 25.3 | 63.0 | 37.1 | 83.0 | 48.9 | 102.0 | 60.0 | 120.0 | 70.6 |
| **7.0** | **101.5** | 37.0 | 21.8 | 53.0 | 31.2 | 78.0 | 45.9 | 100.0 | 58.9 | 125.0 | 73.6 | 154.0 | 90.6 |
| **8.0** | **116.0** | 44.0 | 25.9 | 62.0 | 36.5 | 90.0 | 53.0 | 117.0 | 68.9 | 144.0 | 84.8 | 178.0 | 104.8 |
| **9.0** | **130.5** | 49.0 | 28.8 | 72.0 | 42.4 | 103.0 | 60.6 | 133.0 | 78.3 | 165.0 | 97.1 | 216.0 | 127.1 |

$m^3$ reference to standard conditions, 20°C, 1013 mbar(a) and 0% relative water vapour pressure.
For performance figures at other purities and/or pressures, please contact Parker.

### Temperature Correction Factors

| °C | °F | 99.5% (0.5%) | 99.0% (1.0%) | 98.0% (2.0%) | 97.0% (3.0%) | 96.0% (4.0%) | 95.0% (5.0%) |
|---|---|---|---|---|---|---|---|
| **5.0** | **41.0** | - | - | 0.90 | 0.90 | 0.90 | 0.90 |
| **⩽10.0** | **50.0** | - | - | 0.95 | 0.95 | 0.95 | 0.95 |
| **20.0** | **68.0** | 1.00 | 1.00 | 1.00 | 1.00 | 1.00 | 1.00 |
| **30.0** | **86.0** | 1.00 | 1.03 | 1.05 | 1.05 | 1.05 | 1.05 |
| **40.0** | **104.0** | 1.0 | 1.05 | 1.10 | 1.10 | 1.10 | 1.10 |
| **50.0** | **122.0** | 1.0 | 1.05 | 1.10 | 1.10 | 1.15 | 1.15 |

### Product Image



### Operation Parameters

| | | |
|---|---|---|
| **Minimum Inlet Air Quality** | ISO 8573-1: 2010 Class 2.4.1 | |
| **Minimum Operating Pressure** | 4.0 bar(g) | 58.0 psi(g) |
| **Maximum Operating Pressure** | 9.0 bar(g) | 130.5 psi(g) |
| **Minimum Operating Temperature** | 5.0˚C | 41.0˚F |
| **Maximum Operating Temperature** | 50.0˚C | 122.0˚F |
| **Maximum Pressure Drop** | 0.2 bar(g) | 2.9 psi(g) |

### Material & Connections

| | |
|---|---|
| **Material** | Aluminium |
| **Coating** | Powder Coated (Quartz Grey) |
| **Compressed Air Inlet** | G2½" |
| **Exhaust** | 100 mm ØD |
| **Nitrogen Outlet** | G2½" |

### Weight & Dimensions

| | | |
|---|---|---|
| **Weight** | 46.0 kg | 101.4 lbs |
| **Height** | 1740 mm | 68.5" |
| **Diameter** | 100 mm | 3.94"" |

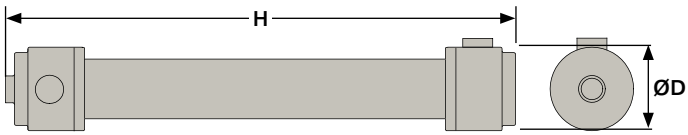

# OXYGEN MEMBRANE PART NUMBER CONFIGURATION

| Configurator | | | | | | | - | | | | - | | | - | A | - | 0 | 0 | A | |
|---|---|---|---|---|---|---|---|---|---|---|---|---|---|---|---|---|---|---|---|---|

| Model | Prefix |
|---|---|
| **OX304** | OX304 |
| **OX604** | OX604 |
| **OX606** | OX606 |
| **OX608** | OX608 |
| **OX6010** | OX6010 |

| Purity [1] | Prefix |
|---|---|
| **40.0%** | 400 |
| **38.0%** | 380 |
| **36.0%** | 360 |
| **34.0%** | 340 |
| **32.0%** | 320 |
| **30.0%** | 300 |
| **28.0%** | 280 |

| Pressure [2] | Prefix |
|---|---|
| **5.0 bar(g)** | 05 |
| **6.0 bar(g)** | 06 |
| **7.0 bar(g)** | 07 |
| **8.0 bar(g)** | 08 |
| **9.0 bar(g)** | 09 |
| **10.0 bar(g)** | 10 |
| **11.0 bar(g)** | 11 |
| **12.0 bar(g)** | 12 |

[1] Check product information page for available purities.

[2] Check product information page for maximum operating pressure

Part number configuration should be based on end user requirement to meet their application/process needs.

## Example:

| | Flow Rate | Purity | Pressure | Housing Material | Suffix |
|---|---|---|---|---|---|
| **Requirement:** | 600 l/min | @ 40.0% | 8.0 bar(g) inlet | Aluminium | 00A |
| **Selection:** | 609 l/min = EN6010 | 400 | 08 | A | |

| Part Number: | O | X | 6 | 0 | 1 | 0 | - | 4 | 0 | 0 | - | 0 | 8 | - | A | - | 0 | 0 | A | |
|---|---|---|---|---|---|---|---|---|---|---|---|---|---|---|---|---|---|---|---|---|

# OX304

## Aluminium oxygen membrane module

### Minimum Outlet Flow Rate

| Inlet Pressure | | Purity (Enriched Oxygen Content) | | | | | | |
|---|---|---|---|---|---|---|---|---|
| | | 28.0% | 30.0% | 32.0% | 34.0% | 36.0% | 38.0% | 40.0% |
| bar(g) | psi(g) | l/min | | | | | | |
| 5.0 | 72.5 | 21.5 | 22.0 | 22.5 | 23.0 | 23.5 | 24.0 | 24.5 |
| 6.0 | 87.0 | 26.3 | 26.9 | 27.5 | 28.1 | 28.7 | 29.3 | 29.9 |
| 7.0 | 101.5 | 31.1 | 31.9 | 32.6 | 33.3 | 34.0 | 34.7 | 35.4 |
| 8.0 | 116.0 | 36.1 | 37.0 | 37.8 | 38.6 | 39.4 | 40.2 | 41.1 |
| 9.0 | 130.5 | 41.3 | 42.2 | 23.1 | 44.1 | 45.0 | 45.9 | 46.9 |
| 10.0 | 145.0 | 46.5 | 47.5 | 48.6 | 49.7 | 50.7 | 51.8 | 52.8 |
| 11.0 | 159.5 | 51.9 | 53.0 | 54.2 | 55.4 | 56.6 | 57.8 | 58.9 |
| 12.0 | 174.0 | 57.3 | 58.6 | 59.9 | 61.3 | 62.6 | 63.9 | 65.2 |

$m^3$ reference to standard conditions, 20°C, 1013 mbar(a) and 0% relative water vapour pressure.

### Temperature Correction Factors

| °C | °F | 28.0% | 30.0% | 32.0% | 34.0% | 36.0% | 38.0% | 40.0% |
|---|---|---|---|---|---|---|---|---|
| 5 | 41.0 | 0.76 | 0.76 | 0.76 | 0.76 | 0.76 | 0.76 | 0.76 |
| 10.0 | 50.0 | 0.84 | 0.84 | 0.84 | 0.84 | 0.84 | 0.84 | 0.84 |
| 15.0 | 59.0 | 0.91 | 0.91 | 0.91 | 0.91 | 0.91 | 0.91 | 0.91 |
| 25.0 | 77.0 | 1.09 | 1.09 | 1.09 | 1.09 | 1.09 | 1.09 | 1.09 |
| 30.0 | 86.0 | 1.19 | 1.19 | 1.19 | 1.19 | 1.19 | 1.19 | 1.19 |
| 35.0 | 95.0 | 1.30 | 1.30 | 1.30 | 1.30 | 1.30 | 1.30 | 1.30 |
| 40.0 | 104.0 | 1.42 | 1.42 | 1.42 | 1.42 | 1.42 | 1.42 | - |
| 45.0 | 113.0 | 1.54 | 1.54 | 1.54 | 1.54 | 1.54 | 1.54 | - |
| 50.0 | 122.0 | 1.68 | 1.68 | 1.68 | 1.68 | 1.68 | - | - |

### Product Image



### Operation Parameters

| | | |
|---|---|---|
| Minimum Inlet Air Quality | ISO 8573-1: 2010 Class 2.4.1 | |
| Minimum Operating Pressure | 4.0 bar(g) | 58.0 psi(g) |
| Maximum Operating Pressure | 12.0 bar(g) | 174.0 psi(g) |
| Minimum Operating Temperature | 5.0°C | 41.0°F |
| Maximum Operating Temperature | 45.0°C | 113.0°F |
| Maximum Pressure Drop | 0.3 bar(g) | 4.3 psi(g) |

### Material & Connections

| | |
|---|---|
| Material | Aluminium |
| Coating | None |
| Compressed Air Inlet | G⅜" |
| Exhaust | G⅜" |
| Nitrogen Outlet | G⅜" |

### Weight & Dimensions

| | | |
|---|---|---|
| Weight | 2.3 kg | 5.0 lbs |
| Height | 386 mm | 15.1" |
| Width | 80 mm | 3.1" |
| Depth | 63 mm | 2.4" |

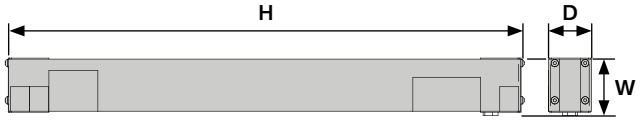

# OX604

## Aluminium oxygen membrane module

### Minimum Outlet Flow Rate

| Inlet Pressure | | Purity (Enriched Oxygen Content) | | | | | | |
|---|---|---|---|---|---|---|---|---|
| | | 28.0% | 30.0% | 32.0% | 34.0% | 36.0% | 38.0% | 40.0% |
| bar(g) | psi(g) | l/min | | | | | | |
| 5.0 | 72.5 | 45.5 | 46.6 | 47.6 | 48.6 | 49.7 | 50.7 | 51.7 |
| 6.0 | 87.0 | 55.6 | 56.8 | 58.1 | 59.3 | 60.6 | 61.9 | 63.1 |
| 7.0 | 101.5 | 65.9 | 67.4 | 68.9 | 70.4 | 71.8 | 73.3 | 74.8 |
| 8.0 | 116.0 | 76.4 | 78.1 | 79.9 | 81.6 | 83.4 | 85.1 | 86.8 |
| 9.0 | 130.5 | 87.2 | 89.2 | 91.2 | 93.2 | 95.2 | 97.2 | 99.1 |
| 10.0 | 145.0 | 98.3 | 101.0 | 103.0 | 105.0 | 107.0 | 109.0 | 112.0 |
| 11.0 | 159.5 | 110.0 | 112.0 | 115.0 | 117.0 | 120.0 | 122.0 | 125.0 |
| 12.0 | 174.0 | 121.0 | 124.0 | 127.0 | 130.0 | 132.0 | 135.0 | 138.0 |

$m^3$ reference to standard conditions, 20°C, 1013 mbar(a) and 0% relative water vapour pressure.

### Temperature Correction Factors

| °C | °F | 28.0% | 30.0% | 32.0% | 34.0% | 36.0% | 38.0% | 40.0% |
|---|---|---|---|---|---|---|---|---|
| 5 | 41.0 | 0.76 | 0.76 | 0.76 | 0.76 | 0.76 | 0.76 | 0.76 |
| 10.0 | 50.0 | 0.84 | 0.84 | 0.84 | 0.84 | 0.84 | 0.84 | 0.84 |
| 15.0 | 59.0 | 0.91 | 0.91 | 0.91 | 0.91 | 0.91 | 0.91 | 0.91 |
| 25.0 | 77.0 | 1.09 | 1.09 | 1.09 | 1.09 | 1.09 | 1.09 | 1.09 |
| 30.0 | 86.0 | 1.19 | 1.19 | 1.19 | 1.19 | 1.19 | 1.19 | 1.19 |
| 35.0 | 95.0 | 1.30 | 1.30 | 1.30 | 1.30 | 1.30 | 1.30 | 1.30 |
| 40.0 | 104.0 | 1.42 | 1.42 | 1.42 | 1.42 | 1.42 | 1.42 | - |
| 45.0 | 113.0 | 1.54 | 1.54 | 1.54 | 1.54 | 1.54 | 1.54 | - |
| 50.0 | 122.0 | 1.68 | 1.68 | 1.68 | 1.68 | 1.68 | - | - |

### Product Image



### Operation Parameters

| | | |
|---|---|---|
| Minimum Inlet Air Quality | ISO 8573-1: 2010 Class 2.4.1 | |
| Minimum Operating Pressure | 4.0 bar(g) | 58.0 psi(g) |
| Maximum Operating Pressure | 12.0 bar(g) | 174.0 psi(g) |
| Minimum Operating Temperature | 5.0˚C | 41.0˚F |
| Maximum Operating Temperature | 50.0˚C | 122.0˚F |
| Maximum Pressure Drop | 0.3 bar(g) | 4.3 psi(g) |

### Material & Connections

| | |
|---|---|
| Material | Aluminium |
| Coating | None |
| Compressed Air Inlet | G⅜" |
| Exhaust | G⅜" |
| Nitrogen Outlet | G⅜" |

### Weight & Dimensions

| | | |
|---|---|---|
| Weight | 3.2 kg | 7.0 lbs |
| Height | 757 mm | 29.8" |
| Width | 80 mm | 3.1" |
| Depth | 63 mm | 2.4" |



# OX606

## Aluminium oxygen membrane module

### Minimum Outlet Flow Rate

| Inlet Pressure | | Purity (Enriched Oxygen Content) | | | | | | |
|---|---|---|---|---|---|---|---|---|
| | | 28.0% | 30.0% | 32.0% | 34.0% | 36.0% | 38.0% | 40.0% |
| bar(g) | psi(g) | l/min | | | | | | |
| 5.0 | 72.5 | 88.2 | 90.2 | 92.2 | 94.2 | 96.2 | 98.2 | 100.0 |
| 6.0 | 87.0 | 108.0 | 110.0 | 113.0 | 115.0 | 118.0 | 120.0 | 122.0 |
| 7.0 | 101.5 | 128.0 | 131.0 | 133.0 | 136.0 | 139.0 | 142.0 | 145.0 |
| 8.0 | 116.0 | 148.0 | 151.0 | 155.0 | 158.0 | 162.0 | 165.0 | 168.0 |
| 9.0 | 130.5 | 168.0 | 173.0 | 177.0 | 180.0 | 185.0 | 188.0 | 192.0 |
| 10.0 | 145.0 | 190.0 | 195.0 | 198.0 | 203.0 | 208.0 | 212.0 | 217.0 |
| 11.0 | 159.5 | 212.0 | 217.0 | 222.0 | 227.0 | 232.0 | 237.0 | 242.0 |
| 12.0 | 174.0 | 235.0 | 240.0 | 245.0 | 252.0 | 257.0 | 262.0 | 267.0 |

$m^3$ reference to standard conditions, 20°C, 1013 mbar(a) and 0% relative water vapour pressure.

### Temperature Correction Factors

| °C | °F | 28.0% | 30.0% | 32.0% | 34.0% | 36.0% | 38.0% | 40.0% |
|---|---|---|---|---|---|---|---|---|
| 5 | 41.0 | 0.76 | 0.76 | 0.76 | 0.76 | 0.76 | 0.76 | 0.76 |
| 10.0 | 50.0 | 0.84 | 0.84 | 0.84 | 0.84 | 0.84 | 0.84 | 0.84 |
| 15.0 | 59.0 | 0.91 | 0.91 | 0.91 | 0.91 | 0.91 | 0.91 | 0.91 |
| 25.0 | 77.0 | 1.09 | 1.09 | 1.09 | 1.09 | 1.09 | 1.09 | 1.09 |
| 30.0 | 86.0 | 1.19 | 1.19 | 1.19 | 1.19 | 1.19 | 1.19 | 1.19 |
| 35.0 | 95.0 | 1.30 | 1.30 | 1.30 | 1.30 | 1.30 | 1.30 | 1.30 |
| 40.0 | 104.0 | 1.42 | 1.42 | 1.42 | 1.42 | 1.42 | 1.42 | - |
| 45.0 | 113.0 | 1.54 | 1.54 | 1.54 | 1.54 | 1.54 | 1.54 | - |
| 50.0 | 122.0 | 1.68 | 1.68 | 1.68 | 1.68 | 1.68 | - | - |

### Product Image



### Operation Parameters

| | | |
|---|---|---|
| Minimum Inlet Air Quality | ISO 8573-1: 2010 Class 2.4.1 | |
| Minimum Operating Pressure | 4.0 bar(g) | 58.0 psi(g) |
| Maximum Operating Pressure | 12.0 bar(g) | 174.0 psi(g) |
| Minimum Operating Temperature | 5.0˚C | 41.0˚F |
| Maximum Operating Temperature | 50.0˚C | 122.0˚F |
| Maximum Pressure Drop | 0.3 bar(g) | 4.3 psi(g) |

### Material & Connections

| | |
|---|---|
| Material | Aluminium |
| Coating | None |
| Compressed Air Inlet | G½" |
| Exhaust | G½" |
| Nitrogen Outlet | G½" |

### Weight & Dimensions

| | | |
|---|---|---|
| Weight | 6.4 kg | 14.1 lbs |
| Height | 751mm | 29.5" |
| Width | 110mm | 4.3" |
| Depth | 84mm | 3.3" |



# OX608

## Aluminium oxygen membrane module

### Minimum Outlet Flow Rate

| Inlet Pressure | | Purity (Enriched Oxygen Content) | | | | | | |
|---|---|---|---|---|---|---|---|---|
| | | 28.0% | 30.0% | 32.0% | 34.0% | 36.0% | 38.0% | 40.0% |
| bar(g) | psi(g) | l/min | | | | | | |
| 5.0 | 72.5 | 163.0 | 167.0 | 170.0 | 174.0 | 178.0 | 181.0 | 185.0 |
| 6.0 | 87.0 | 199.0 | 203.0 | 207.0 | 212.0 | 216.0 | 221.0 | 225.0 |
| 7.0 | 101.5 | 235.0 | 240.0 | 246.0 | 251.0 | 256.0 | 261.0 | 267.0 |
| 8.0 | 116.0 | 273.0 | 279.0 | 285.0 | 291.0 | 297.0 | 303.0 | 309.0 |
| 9.0 | 130.5 | 311.0 | 318.0 | 325.0 | 332.0 | 339.0 | 346.0 | 353.0 |
| 10.0 | 145.0 | 351.0 | 358.0 | 366.0 | 374.0 | 382.0 | 390.0 | 397.0 |
| 11.0 | 159.5 | 391.0 | 400.0 | 408.0 | 417.0 | 426.0 | 435.0 | 443.0 |
| 12.0 | 174.0 | 432.0 | 442.0 | 452.0 | 461.0 | 471.0 | 481.0 | 490.0 |

$m^3$ reference to standard conditions, 20°C, 1013 mbar(a) and 0% relative water vapour pressure.

### Temperature Correction Factors

| °C | °F | 28.0% | 30.0% | 32.0% | 34.0% | 36.0% | 38.0% | 40.0% |
|---|---|---|---|---|---|---|---|---|
| 5 | 41.0 | 0.76 | 0.76 | 0.76 | 0.76 | 0.76 | 0.76 | 0.76 |
| 10.0 | 50.0 | 0.84 | 0.84 | 0.84 | 0.84 | 0.84 | 0.84 | 0.84 |
| 15.0 | 59.0 | 0.91 | 0.91 | 0.91 | 0.91 | 0.91 | 0.91 | 0.91 |
| 25.0 | 77.0 | 1.09 | 1.09 | 1.09 | 1.09 | 1.09 | 1.09 | 1.09 |
| 30.0 | 86.0 | 1.19 | 1.19 | 1.19 | 1.19 | 1.19 | 1.19 | 1.19 |
| 35.0 | 95.0 | 1.30 | 1.30 | 1.30 | 1.30 | 1.30 | 1.30 | 1.30 |
| 40.0 | 104.0 | 1.42 | 1.42 | 1.42 | 1.42 | 1.42 | 1.42 | - |
| 45.0 | 113.0 | 1.54 | 1.54 | 1.54 | 1.54 | 1.54 | 1.54 | - |
| 50.0 | 122.0 | 1.68 | 1.68 | 1.68 | 1.68 | 1.68 | - | - |

### Product Image



### Operation Parameters

| | | |
|---|---|---|
| Minimum Inlet Air Quality | ISO 8573-1: 2010 Class 2.4.1 | |
| Minimum Operating Pressure | 4.0 bar(g) | 58.0 psi(g) |
| Maximum Operating Pressure | 12.0 bar(g) | 174.0 psi(g) |
| Minimum Operating Temperature | 5.0˚C | 41.0˚F |
| Maximum Operating Temperature | 50.0˚C | 122.0˚F |
| Maximum Pressure Drop | 0.3 bar(g) | 4.3 psi(g) |

### Material & Connections

| | |
|---|---|
| Material | Aluminium |
| Coating | None |
| Compressed Air Inlet | G¾" |
| Exhaust | G1" |
| Nitrogen Outlet | G¾" |

### Weight & Dimensions

| | | |
|---|---|---|
| Weight | 5.3 kg | 11.7 lbs |
| Height | 736mm | 28.9" |
| Diameter | 114mm | 4.5" |



# OX6010

## Aluminium oxygen membrane module

### Minimum Outlet Flow Rate

| Inlet Pressure | | Purity (Enriched Oxygen Content) | | | | | | |
|---|---|---|---|---|---|---|---|---|
| | | 28.0% | 30.0% | 32.0% | 34.0% | 36.0% | 38.0% | 40.0% |
| bar(g) | psi(g) | l/min | | | | | | |
| 5.0 | 72.5 | 318.0 | 325.0 | 333.0 | 341.0 | 348.0 | 356.0 | 364.0 |
| 6.0 | 87.0 | 387.0 | 396.0 | 406.0 | 415.0 | 425.0 | 434.0 | 443.0 |
| 7.0 | 101.5 | 458.0 | 470.0 | 481.0 | 492.0 | 503.0 | 514.0 | 525.0 |
| 8.0 | 116.0 | 532.0 | 545.0 | 55.8 | 571.0 | 584.0 | 596.0 | 609.0 |
| 9.0 | 130.5 | 607.0 | 622.0 | 637.0 | 652.0 | 666.0 | 681.0 | 696.0 |
| 10.0 | 145.0 | 685.0 | 701.0 | 718.0 | 735.0 | 751.0 | 768.0 | 784.0 |
| 11.0 | 159.5 | 764.0 | 783.0 | 801.0 | 820.0 | 838.0 | 857.0 | 875.0 |
| 12.0 | 174.0 | 846.0 | 866.0 | 887.0 | 907.0 | 928.0 | 948.0 | 969.0 |

$m^3$ reference to standard conditions, 20°C, 1013 mbar(a) and 0% relative water vapour pressure.

### Temperature Correction Factors

| °C | °F | 28.0% | 30.0% | 32.0% | 34.0% | 36.0% | 38.0% | 40.0% |
|---|---|---|---|---|---|---|---|---|
| 5 | 41.0 | 0.76 | 0.76 | 0.76 | 0.76 | 0.76 | 0.76 | 0.76 |
| 10.0 | 50.0 | 0.84 | 0.84 | 0.84 | 0.84 | 0.84 | 0.84 | 0.84 |
| 15.0 | 59.0 | 0.91 | 0.91 | 0.91 | 0.91 | 0.91 | 0.91 | 0.91 |
| 25.0 | 77.0 | 1.09 | 1.09 | 1.09 | 1.09 | 1.09 | 1.09 | 1.09 |
| 30.0 | 86.0 | 1.19 | 1.19 | 1.19 | 1.19 | 1.19 | 1.19 | 1.19 |
| 35.0 | 95.0 | 1.30 | 1.30 | 1.30 | 1.30 | 1.30 | 1.30 | 1.30 |
| 40.0 | 104.0 | 1.42 | 1.42 | 1.42 | 1.42 | 1.42 | 1.42 | - |
| 45.0 | 113.0 | 1.54 | 1.54 | 1.54 | 1.54 | 1.54 | 1.54 | - |
| 50.0 | 122.0 | 1.68 | 1.68 | 1.68 | 1.68 | 1.68 | - | - |

### Product Image



### Operation Parameters

| | | |
|---|---|---|
| Minimum Inlet Air Quality | ISO 8573-1: 2010 Class 2.4.1 | |
| Minimum Operating Pressure | 4.0 bar(g) | 58.0 psi(g) |
| Maximum Operating Pressure | 12.0 bar(g) | 174.0 psi(g) |
| Minimum Operating Temperature | 5.0˚C | 41.0˚F |
| Maximum Operating Temperature | 50.0˚C | 122.0˚F |
| Maximum Pressure Drop | 0.3 bar(g) | 4.3 psi(g) |

### Material & Connections

| | |
|---|---|
| Material | Aluminium |
| Coating | None |
| Compressed Air Inlet | G1" |
| Exhaust | G1" |
| Nitrogen Outlet | G1" |

### Weight & Dimensions

| | | |
|---|---|---|
| Weight | 8.1 kg | 17.9 lbs |
| Height | 736 mm | 29.0" |
| Diameter | 139 mm | 5.5" |



NOTES

www.parker.com

Catalogue: CATGSFEMEMBRANES2026-00-EN

© 2026 Parker Hannifin EMEA Sarl. All Rights Reserved.